

ASSOCIATION OF FOOD AND DRUG OFFICIALS

State Food Safety Resource Survey



*The scope and quantity of food safety regulatory activities
conducted by the states in 2008*

Association of Food and Drug Officials 2009-2010 Board of Directors

As of July 1, 2009

OFFICERS

Ronald S. Klein
President
AK Dept of Environmental Conservation

Joseph Reardon
President-Elect
NC Dept of Agriculture

Ellen Laymon
Vice-President
OR Dept of Agriculture

Angela Kohls
Secretary/Treasurer
KS Dept of Agriculture

BOARD RESOURCES

Gerald Wojtala
Past-President
MI Dept of Agriculture

Joseph Corby
Executive Director
AFDO

Leigh Ann Stambaugh
Operations Manager
AFDO

ADVISORS

Carol Selman
Center for Disease Control & Prevention

John Martin
Department of Homeland Security

Robert Scales
Health Canada

Ralph Stafko
U.S. Department of Agriculture

Richard Barnes
U.S. Food and Drug Administration

DIRECTORS AT LARGE

Guy Delius
KY Dept for Public Health

Jeff Farrar
CA Dept of Health Services

REGIONAL AFFILIATE DIRECTORS

Rita Johnson
AFDOSS

Tressa Madden
MCA

Alfred Bugenhagen
NEFDOA

Alan Taylor
CASA

David Read
NCAFDO

Claudia Coles
WAFDO

TABLE OF CONTENTS

About the Survey	1
Acknowledgements.....	2
Map of Reporting States	3
Survey Responders.....	4
Press Release.....	8
State Assessment Survey – Sample	9
Survey Summary.....	17
Tables and Graphs:	
▪ Inspections	
○ Table 1 of 2	22
○ Table 2 of 2	37
○ Graphs.....	52
▪ Contract Inspections	
○ Table 1 of 1	53
○ Graphs.....	60
▪ Investigations	
○ Table 1 of 1	61
○ Graph.....	72
▪ Foodborne Disease	
○ Table 1 of 3	73
○ Table 2 of 3	83
○ Table 3 of 3	87
○ Graphs.....	91
▪ Enforcement Actions	
○ Table 1 of 1	92
○ Graph.....	112

▪ Food Laboratory	
○ Table 1 of 4	113
○ Table 2 of 4	118
○ Table 3 of 4	122
○ Table 4 of 4	127
○ Graphs	131
▪ Food Defense	
○ Table 1 of 2	135
○ Table 2 of 2	143
○ Graphs	149
▪ Administrative, Funding, and Personnel	
○ Table 1 of 5	150
○ Table 2 of 5	157
○ Table 3 of 5	164
○ Table 4 of 5	172
○ Table 5 of 5	180
○ Graphs	185
▪ Inspection Data Obtained From Federal Agencies	
○ Table 1 of 1	192
▪ FDA Graph: Domestic Establishment Inspections by Program Area.....	193
▪ FDA Chart: State Inspections	194
▪ FDA Chart: FDA Inspections	195
AFDO Mission Statement.....	196
An AFDO Vision: Integrating the Food Safety System	197
Organizational Information.....	200

ABOUT THE SURVEY

For more than 113 years, the Association of Food and Drug Officials (AFDO) has served as a major voice for food safety officials in the United States and Canada. The Association proudly represents food safety officials from state and local government at public meetings or briefings where they present consensus opinion or submit official comments on a host of food safety issues. Today, more than ever, there is a call for unity among public health officials in government at all levels and the need to coordinate the available food safety resources in an effort to integrate the nation's food safety system. AFDO has long supported the vision of a nationally integrated food safety system in this country as a logical step in addressing the food safety challenges that exist.

In developing an integrated food safety system, one cannot ignore the enormous capacity and food safety work currently performed at the state and local government levels. It is for this reason that AFDO has once again conducted this resource survey of state food safety programs. We are very pleased to provide this information to you. It, once again, demonstrates the enormity of resource, the extent of effort, and the presence of innovation that exists at the state and local levels. It is also our hope that it provides another argument for advancing efforts to integrate the nation's food safety system. Here is how the survey was conducted:

- Utilizing the FDA Directory of Regulatory Officials, a message from AFDO was submitted to state agency program managers in the fields of food safety, meat, dairy, retail food, animal feed, animal health, epidemiology, and laboratory services. Where possible, program managers were asked to compile agency data from all food protection disciplines into one survey form. An electronic version of the survey was provided with directions on how the survey was to be completed.
- Outreach and promotion was conducted with other government regulatory associations that also represent state and local officials. These associations agreed to promote the survey through newsletters and other communications with their membership.
- Completed survey forms were submitted to the AFDO office where the data was compiled. Follow up for clarification of any submitted data was accomplished by contacting the agency representatives identified on the survey form.
- Other sources of data were obtained through federal agencies and FDA Cooperative Programs (shellfish and dairy). This data was compiled as well.
- A total of 64 survey forms, representing 47 of the 50 states were received. Many responders represented more than one agency within their Department (i.e. Dairy, Food, Meat, Animal Feed).
- Where possible, state responders provided inspection and investigation number estimates for local government jurisdictions. In many cases, the state responders were unable to provide these numbers.
- AFDO has taken extreme care to make sure that no submitted data was duplicated in the survey.

ACKNOWLEDGEMENTS

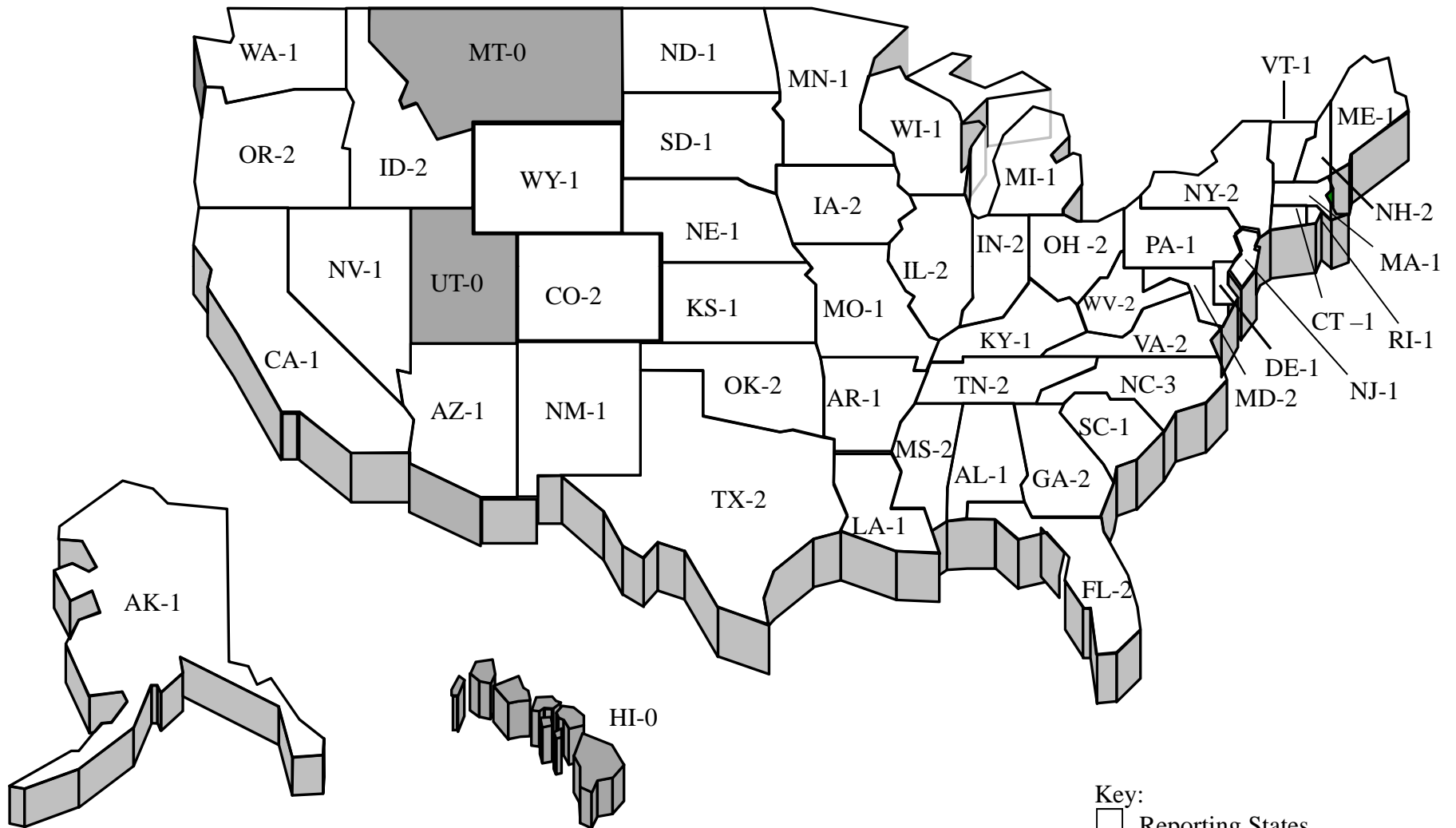
AFDO wishes to acknowledge the following groups for their assistance in making this survey possible:

- U.S. Food and Drug Administration, Division of Federal State Relations
- U.S. Department of Agriculture, Food Safety & Inspection Services
- U.S. Department of Agriculture, Agricultural Marketing Service
- American Association of Feed Control Officials (AAFCO)
- National Association of State Departments of Agriculture (NASDA)
- Association of State Territorial Health Officers (ASTHO)
- National Association of County and City Health Officials (NACCHO)

AFDO especially wishes to acknowledge the following individuals for their efforts in making this survey and project possible:

- Richard Barnes, U.S. Food and Drug Administration
- Joseph Reardon, U.S. Food and Drug Administration
- Ralph Stafko, U.S. Department of Agriculture, Food Safety and Inspection Services
- Jim Austin, Association of Food and Drug Officials
- Joseph Corby, Association of Food and Drug Officials
- Leigh Ann Stambaugh, Association of Food and Drug Officials
- Randy Young, Association of Food and Drug Officials

STATE RESOURCE SURVEY



Key:
□ Reporting States
■ Non-Reporting States

Survey Responders

AK

Alaska Department of Environmental Conservation

AL

Alabama Department of Public Health

AR

Arkansas Department of Health

AZ

Arizona Department of Health Services

CA

California Department of Public Health - Food and Drug Branch

CO

Colorado Department of Agriculture

Colorado Department of Public Health and Environment

CT

Connecticut Department of Public Health

DE

Delaware Health and Social Services, Office of Public Health

FL

Florida Department of Agriculture and Consumer Services

Florida Department of Business and Professional Regulation

GA

Georgia Department of Agriculture

IA

Iowa Department of Agriculture

Iowa Department of Inspections and Appeals

ID

Idaho Department of Health and Welfare

Public Health Idaho North Central District

IL

Illinois Department of Agriculture

Illinois Department of Public Health

Survey Responders

IN

Indiana State Department of Health

Office of Indiana State Chemist

KS

Kansas Department of Agriculture

KY

Kentucky Department of Public Health

LA

Louisiana Department of Public Health, Center of Environmental Health Services

MA

Massachusetts Department of Public Health, Food Protection Program

MD

Maryland Department of Infectious Disease and Environmental Health Administration

Maryland Department of Agriculture

ME

Maine Department of Agriculture

MI

Michigan Department of Agriculture

MN

Minnesota Department of Agriculture

MO

Missouri Department of Agriculture

MS

Mississippi State Department of Health

Mississippi Department of Agriculture and Commerce

NC

North Carolina Department of Agriculture and Consumer Services - Food and Drug Protection Division

North Carolina Department of Environment and Natural Resources

North Carolina Department of Agriculture - Meat and Poultry Inspection Division

ND

North Dakota Department of Health

Survey Responders

NE

Nebraska Department of Agriculture

NH

New Hampshire Department of Health and Human Services

NJ

New Jersey Department of Health and Senior Services

NM

New Mexico Environment Department

NV

Nevada State Health Division

NY

New York State Department of Agriculture and Markets

New York State Department of Health

OH

Ohio Department of Agriculture

Ohio Department of Health

OK

Oklahoma Department of Agriculture - Food and Forestry

Oklahoma State Department of Health

OR

Oregon Department of Health

Oregon Public Health Division

PA

Pennsylvania Department of Agriculture - Bureau of Plant Industry

RI

Rhode Island Department of Health

SC

South Carolina Department of Health and Environmental Control

SD

South Dakota Department of Agriculture

TN

Tennessee Department of Agriculture

Tennessee Department of Health

Survey Responders

TX

Texas Department of State Health Services

Texas Feed and Fertilizer Control Service

VA

Virginia Department of Health

Virginia Department of Agriculture and Consumer Services

VT

Vermont Agency of Agriculture - Food and Markets

WA

Washington State Department of Agriculture

WI

Wisconsin Department of Agriculture, Trade and Consumer Protection

WV

West Virginia Department of Agriculture

West Virginia for Public Health - Office of Environmental Health Services

WY

Wyoming Department of Agriculture



Association of
Food and
Drug
Officials

2550 Kingston Road, Suite 311
York, PA 17402

Contact: Leigh Ann Stambaugh at (717) 757-2888

**AFDO COMPLETES STATE FOOD SAFETY RESOURCE SURVEY AND
DIRECTORY OF STATE REGULATORY OFFICIALS**

York, PA.

The Association of Food and Drug Officials (AFDO) is pleased to announce the completion and availability of the two documents - *State Food Safety Resource Survey* and *Directory of State Regulatory Officials*. Copies of both of these publications are available on the AFDO and FDA web sites (www.afdo.org and www.fda.gov).

The *State Food Safety Resource Survey* represents a quantitative view of the food safety efforts performed by state and local regulatory agencies during a 12-month period. AFDO had previously conducted this survey in 2001 and 2003, and it greatly helped AFDO in its representation of state food safety programs during testimony in the nation's capitol, while assessing proposed legislation for federal food safety, and providing information to federal legislators and their staff members who are actively pursuing this legislation. According to AFDO Executive Director, Joseph Corby, "The results of the newest survey could not have come at a better time, as government now considers food safety reform and appears to be headed toward an integrated national food safety system. These results clearly demonstrate the critical importance of including the enormous food safety efforts of state and local government into a national food safety system." This latest survey compiled by AFDO includes the following staggering numbers:

Inspections performed – 4,619,256
Investigations conducted – 55,882
Samples collected and tested – 394,070
Recalls coordinated – 1,244

In addition to posting these results on the AFDO and FDA websites, AFDO is preparing survey booklets that contain all the quantitative accounts for reporting agencies. Of the 50 states, 47 participated in this survey.

The *Directory of State Regulatory Officials* was last updated approximately 6 years ago and the latest updated version compiled by AFDO includes the contact information of state regulatory officials involved with food, animal feed, animal health, and food defense functions. AFDO will continue to update this document every 6 months.

AFDO's Board of Directors believes that both of these efforts are very timely given FDA's recent pronouncement that they want to work more closely and collaboratively with state and local government officials in order to meet rising food safety challenges. AFDO has long supported the concept of integrating government food safety resources at all levels as an appropriate action and response to food safety concerns. Most recently AFDO has provided testimony on Capitol Hill on this matter and has partnered on a grant with George Washington University to enhance the roles of state and local government agencies in an integrated food safety system.

Inquiries into these matters can be referred to AFDO's Executive Director, Joseph Corby, at jcorby@afdo.org.

AFDO Press Release

STATE FOOD SAFETY RESOURCE ASSESSMENT

AGENCY NAME/ADDRESS			CONTACT PERSON	
Agency:			Name:	
Address1:			Title:	
Address2:			Phone:	
City:			Fax:	
State:		Zip:	Email:	

INSPECTIONS

Please check the establishments your agency is responsible for inspecting and how many were performed during the last 12 months for which you have data. If you need to estimate, please be as accurate as possible.

Establishment Type	Licensed by your agency (If yes, please check box)	# of inspections	# from local agencies
<input type="checkbox"/> Food Processing/Repacking Facilities (excludes dairy)	<input type="checkbox"/>	_____	_____
<input type="checkbox"/> Dairy Plants (fluid milk, cottage cheese, yogurt)	<input type="checkbox"/>	_____	_____
<input type="checkbox"/> Manufactured Milk Plants	<input type="checkbox"/>	_____	_____
<input type="checkbox"/> Dairy Farms (government agencies only)	<input type="checkbox"/>	_____	_____
<input type="checkbox"/> Retail Food Service Establishments	<input type="checkbox"/>	_____	_____
<input type="checkbox"/> Temporary Food Establishments	<input type="checkbox"/>	_____	_____
<input type="checkbox"/> Institutional Food Service Establishments (nursing homes, hospitals, day care, schools, correctional)	<input type="checkbox"/>	_____	_____
<input type="checkbox"/> Retail Food Stores	<input type="checkbox"/>	_____	_____
<input type="checkbox"/> Intra-state Wholesale Meat Processors (state meat inspection programs can count each day an inspection was performed as one inspection)	<input type="checkbox"/>	_____	_____
<input type="checkbox"/> Custom Exempt Meat Plants	<input type="checkbox"/>	_____	_____
<input type="checkbox"/> Small Animal Slaughterhouses (non-amenable species and game animals)	<input type="checkbox"/>	_____	_____
<input type="checkbox"/> Feed Manufacturers and Distributors	<input type="checkbox"/>	_____	_____
<input type="checkbox"/> BSE Inspections	<input type="checkbox"/>	_____	_____
<input type="checkbox"/> Rendering Plants	<input type="checkbox"/>	_____	_____
<input type="checkbox"/> Food Transportation Vehicles	<input type="checkbox"/>	_____	_____
<input type="checkbox"/> Food Salvage Operations	<input type="checkbox"/>	_____	_____
<input type="checkbox"/> Farm Production (GAPs)	<input type="checkbox"/>	_____	_____

STATE FOOD SAFETY RESOURCE ASSESSMENT

Establishment Type	Licensed by your agency (If yes, please check box)	# of inspections	# from local agencies?
<input type="checkbox"/> Fruit/Vegetable Packing Houses	<input type="checkbox"/>	_____	_____
<input type="checkbox"/> Food Warehouses	<input type="checkbox"/>	_____	_____
<input type="checkbox"/> Shellfish/Crustacea Processing Plants	<input type="checkbox"/>	_____	_____
<input type="checkbox"/> Frozen Dessert Plants	<input type="checkbox"/>	_____	_____
<input type="checkbox"/> Shell Egg Plants	<input type="checkbox"/>	_____	_____
<input type="checkbox"/> Mobile Food Units	<input type="checkbox"/>	_____	_____
<input type="checkbox"/> Water Vending Machines	<input type="checkbox"/>	_____	_____
<input type="checkbox"/> Milk Tank Trucks	<input type="checkbox"/>	_____	_____
<input type="checkbox"/> Home Based Processors	<input type="checkbox"/>	_____	_____
<input type="checkbox"/> Ice vending machines	<input type="checkbox"/>	_____	_____
<input type="checkbox"/> Inspection exempt poultry processors	<input type="checkbox"/>	_____	_____
<input type="checkbox"/> Live poultry markets	<input type="checkbox"/>	_____	_____
<input type="checkbox"/> Unlicensed facilities	<input type="checkbox"/>	_____	_____

Section Comments for Inspections:

CONTRACT INSPECTIONS

Below, please list the number of annual inspections performed by your agency under contract or agreement with FDA or USDA.

- Food Inspections for FDA _____
- Medicated Feed for FDA _____
- BSE for FDA _____
- Tissue Residue for FDA _____
- Talmadge-Aiken for USDA _____
- Custom exempt meat plants for USDA _____
- Country of Origin Labeling (COOL) for USDA _____
- Other (specify): _____

STATE FOOD SAFETY RESOURCE ASSESSMENT

Is your agency involved in any partnership initiative or agreement with federal agencies for the inspection of imported food?

Yes No

Do high-risk establishments receive more inspections per year than lower risk establishments?

Yes If yes, how often are your highest risk establishments inspected: _____
No

Section Comments for Contract Inspections:

INVESTIGATIONS

During the last 12 months for which you have data, how many of the following investigations were performed by your agency? If you need to estimate, please be as accurate as possible. For "Disasters and/or Emergency Response" do not count multiple follow-up investigations that occur following a major episode (i.e. 1 hurricane = 1 investigation).

Investigation Type	# of agency investigations	# from local agencies
<input type="checkbox"/> Trace backs (not recalls)	_____	_____
<input type="checkbox"/> Consumer Complaints (excluding FBI)	_____	_____
<input type="checkbox"/> Shellfish Growing Areas	_____	_____
<input type="checkbox"/> Commercial Fishing Areas	_____	_____
<input type="checkbox"/> Farm Pesticide Residue	_____	_____
<input type="checkbox"/> Chemical Residues in Meat, Milk, Fish & Eggs	_____	_____
<input type="checkbox"/> Disasters and/or Emergency Response	_____	_____
<input type="checkbox"/> Animal Health Matters (food safety related)	_____	_____
<input type="checkbox"/> Other (specify): _____	_____	_____

Section Comments for Investigations:

STATE FOOD SAFETY RESOURCE ASSESSMENT

FOODBORNE DISEASE

Is your agency responsible for any of the following functions? (Check all that apply)

- Surveillance for foodborne disease outbreaks
- Epidemiological investigations of foodborne disease outbreaks
- Foodborne disease outbreak follow up inspections/investigations at food establishments
- Receiving and investigating alleged foodborne disease complaints

If more than one agency in your state is responsible for foodborne illness surveillance, investigation and response, do they meet to discuss these issues?

- Yes If yes, how often would they typically meet? _____
No

A **confirmed foodborne disease outbreak** is defined as "a foodborne disease outbreak in which laboratory analysis of appropriate specimens identifies a causative agent and epidemiological analysis implicates the food as the source of the illness."

- During the last 12 months for which you have data, how many **confirmed foodborne disease outbreak** epidemiological investigations did your agency conduct? _____
Does that include those performed by local agencies? Yes No
- During the last 12 months for which you have data, how many **confirmed foodborne disease outbreak** follow up inspections/investigations did your agency conduct? _____
Does that include those performed by local agencies? Yes No

A **foodborne disease outbreak** is defined as "the occurrence of two or more cases of a similar illness resulting from the ingestion of a common food."

- During the last 12 months for which you have data, how many **foodborne disease outbreak** investigations did your agency conduct? _____
Does that include those performed by local agencies? Yes No
- During the last 12 months for which you have data, how many **foodborne disease outbreak** follow up inspections/investigations did your agency conduct? _____
Does that include those performed by local agencies? Yes No

During the last 12 months for which you have data, how many alleged foodborne disease complaints (including ill food worker complaints) were received by your agency? _____

Section Comments for Foodborne Disease:

**STATE FOOD SAFETY
RESOURCE ASSESSMENT**

ADMINISTRATION, FUNDING and PERSONNEL

Can your agency receive complaints electronically via email, your website, etc?

Yes No

Do inspectors utilize field computers/tablets when conducting inspections?

Yes No

Do you maintain an active current inventory of regulated establishments?

Yes No

Do you maintain an inventory of unlicensed establishments?

Yes No

Total number of licensed/permitted establishments _____

Total number of food establishments regulated _____

How is your food safety program funded (by %)

Fees: _____% General Fund Appropriations: _____% Other: _____%

Grants: _____% Federally Funded: _____%

How many full time equivalents (FTEs) dedicated to food safety inspection and investigation does your agency employ?

Field level (excluding labs) _____

Administrative and support _____

What is your entry level educational requirement for Field Inspectors or Investigators (Check Minimum Level)

High School 4-Year Degree
 2-Year Degree Other (specify): _____

What training do you require for your Field Inspectors or Investigators? (Check all that apply)

Entry Level Training State sponsored programs
 On The Job Training FDA Standardization
 ORA-U Other (specify): _____

Do you require Continuing Education for Field Inspectors or Investigators?

Yes No

Do you require Field Inspectors or Investigators to be credentialed? (Check all that apply)

•State based registration (such as a Sanitarian or similar) Yes No
•National certification (such as NEHA RS or REHS or similar) Yes No
•FDA Credentialed Yes No
•FDA Commissioned Yes No

Has your agency enrolled in the FDA Retail Food Regulatory Program Standards?

Yes No

If yes, when did you enroll? Month (Jan-Dec): _____ Year (1999-2009): _____

If yes, do you meet Standard #1, Regulatory Foundation? Yes No

STATE FOOD SAFETY RESOURCE ASSESSMENT

Has your agency enrolled in the FDA Manufactured Food Regulatory Program Standards?

Yes No

If yes, when did you enroll? Month (Jan-Dec): _____ Year (1999-2009): _____

If yes, do you meet Standard #1, Regulatory Foundation? Yes No

Section Comments for Administration, Funding and Personnel:

ENFORCEMENT ACTIONS

Please check the enforcement authorities your agency possesses. During the last 12 months for which you have data, how many times were they employed?

Authority	# conducted by agency	# conducted by local agencies
<input type="checkbox"/> Embargo/Seizure/Condemnation	_____	_____
<input type="checkbox"/> Stop Sale	_____	_____
<input type="checkbox"/> Health Advisories	_____	_____
<input type="checkbox"/> Monetary Penalties	_____	_____
<input type="checkbox"/> License/Permit Revocation	_____	_____
<input type="checkbox"/> Injunction	_____	_____
<input type="checkbox"/> Criminal Prosecutions or Complaints	_____	_____
<input type="checkbox"/> Warning Letters	_____	_____
<input type="checkbox"/> Hearings	_____	_____
<input type="checkbox"/> Closures	_____	_____
<input type="checkbox"/> Voluntary Destruction/Disposal	_____	_____
<input type="checkbox"/> License/Permit Suspension	_____	_____
<input type="checkbox"/> Other (specify): _____	_____	_____

During the last 12 months for which you have data, how many food recalls were coordinated and then monitored by your agency? _____

Section Comments for Enforcement Actions:

STATE FOOD SAFETY RESOURCE ASSESSMENT

FOOD LABORATORY

Please check below if your agency lab (or contracted lab) is capable of performing the following analyses. How many samples were analyzed during the last 12 months for which you have data?

Analysis	# of Samples Analyzed
<input type="checkbox"/> Food chemistry	_____
<input type="checkbox"/> Microbiology	_____
<input type="checkbox"/> Pesticide Residue	_____
<input type="checkbox"/> Animal Feed Samples	_____
<input type="checkbox"/> Pet Food	_____
<input type="checkbox"/> Antibiotic Residue	_____
<input type="checkbox"/> BSE Ruminant Protein Products	_____

Is your lab accredited? (Check all that apply)

- A2LA accredited
- ISO 17025 accredited
- Working toward A2LA
- Working toward ISO 17025
- Not pursuing accreditation
- Other (specify): _____

Does your agency conduct sampling and analysis for *Listeria monocytogenes*? (Check all that apply)

- As part of outbreak response
- Food product surveillance sampling
- Environmental surfaces surveillance sampling
- None

Do you enter data in eLexnet? Yes No

Do you participate in FERN? Yes No

Are you an LRN lab? Yes No

Section Comments for Food Laboratory:

**STATE FOOD SAFETY
RESOURCE ASSESSMENT**

FOOD DEFENSE

Is food defense incorporated into your food safety program?

Yes No

If so, which of the following materials do you utilize? (Check all that apply)

- ALERT
- Carver & Shock Assessment
- Employee FIRST
- Food Security Guidance documents
- FAS -CAT
- Other (specify): _____

Does your agency endorse and utilize the National Incident Management System?

Yes No

Does your agency use the Incident Command System (ICS) for managing emergency response?

Yes No

What was the date of your last food defense exercise? _____

Type of exercise (Check all that apply)

- Lecture
- Seminar
- Table top
- Function

Were there participants from other agencies? (Check all that apply)

- Local agencies from your state
- Other agencies in your state
- Other states
- Federal agencies

Section Comments on Food Defense:

THE END

Thank you! To submit the survey please refer to submission instructions.

Questions? Please contact: Jim Austin, Technical Grants Administrator
Association of Food and Drug Officials, 3742 South Uinta Street, Denver, CO 80237
(303)728-4878, AustinJF10@aol.com

Comments for Survey:

SURVEY SUMMARY

One of the primary objectives of this survey is to illustrate the extent of food safety regulatory activities conducted by state and local government agencies. This survey only provides a limited and conservative picture of these activities. Despite the enormity of the figures below, it still represents an incomplete summary of activity.

INSPECTIONS PERFORMED

• Food Processing/Repacking Facilities (excludes dairy)	49,510
• Dairy Plants	5,704
• Dairy Farms (government agencies only)	90,756
• Retail Food Service Establishments	1,590,317
• Temporary Food Establishments	84,887
• Institutional Food Service Establishments	78,278
• Retail Food Stores	422,486
• Custom Exempt Meat Plants	32,730
• Small Animal Slaughterhouses	8,775
• Feed Manufacturers and Distributors	18,511
• BSE Inspections	6,424
• Rendering Plants	847
• Food Transportation Vehicles	4,090
• Food Salvage Operations	1,105
• Farm Production (GAPs)	595
• Fruit/Vegetable Packing Houses	1,922
• Food Warehouses	16,393
• Frozen Dessert Plants	2,635
• Shell Egg Plants	6,362
• Mobile Food Units	31,106
• Water Vending Machines	2,362
• Milk Tank Trucks	7,532
• Home Based Processors	3,124
• Ice vending machines	1,105
• Inspection exempt poultry processors	164
• Live poultry markets	1,212
• Unlicensed facilities	307
• INSPECTION DATA OBTAINED FROM FEDERAL AGENCIES	
• The following statistics represent all 50 states.	
o Food Inspections for FDA ¹ (FDA Contract)	9,516
o Feed & Animal Drugs for FDA ¹ (FDA Contract)	6,025
o State Meat Inspections for USDA ² (Intra-State Wholesale Meat Processors)	1,672,092
o Talmadge-Aiken for USDA ²	452,682
o Country of Origin Labeling (COOL) for USDA ²	2,000
o Manufactured Milk Plants ¹ (FDA Cooperative Program)	2,800
o Shellfish/Crustacea Processing Plants ¹ (FDA Cooperative program)	4,902
¹ =Data courtesy of the U.S. Food and Drug Administration	
² =Data courtesy of the U.S. Department of Agriculture	
• Total Inspections (including data from federal agencies)	4,619,256

CONTRACT INSPECTIONS

- Is your agency involved in any partnership initiative or agreement with federal agencies for the inspection of imported foods?
 - Yes 6
 - No 49
- Do high-risk establishments received more inspections per year than lower risk establishments?
 - Yes 44
 - No 10

INVESTIGATIONS

- Trace backs (not recalls) 391
- Consumer Complaints (excluding FBI) 50,376
- Shellfish Growing Areas 749
- Farm Pesticide Residue 314
- Chemical Residues in Meat, Milk, Fish, and Eggs 162
- Disasters and/or Emergency Response 513
- Animal Health Matters (food safety related) 95
- Other 3,282
- **Total Investigations** **55,882**

FOODBOURNE DISEASE

- Is your agency responsible for any of the following functions?
 - Surveillance for foodborne disease outbreaks 32
 - Epidemiological investigations of foodborne disease outbreaks 27
 - Foodborne disease outbreak follow-up inspections/investigations at food est. 47
 - Receiving and investigating alleged foodborne disease complaints 44
- If more than one agency in your state is responsible for foodborne illness surveillance, investigation and response, do they meet to discuss these issues?
 - Yes 42
 - No 8
- During the last 12 months for which you have data, how many confirmed foodborne disease outbreak epidemiological investigations did your agency conduct?
 - Number Conducted 363
- During the last 12 months for which you have data, how many confirmed foodborne disease outbreak follow up inspections/investigations did your agency conduct?
 - Number Conducted 300
- During the last 12 months for which you have data, how many foodborne disease outbreak investigations did your agency conduct?
 - Number Conducted 1,275
- During the last 12 months for which you have data, how many foodborne disease outbreak follow up inspections/investigations did your agency conduct?
 - Number Conducted 1,168
- During the last 12 months for which you have data, how many alleged foodborne disease complaints (including ill food worker complaints) were received by your agency?
 - Number of Complaints 13,404

ENFORCEMENT ACTIONS

- Embargo/Seizure/Condemnation 6,080
- Stop Sale 7575
- Health Advisories 157
- Monetary Penalties 103,975
- License/Permit Revocation 716
- Injunction 31
- Criminal Prosecutions or Complaints 34
- Warning Letters 25,665
- Hearings 5,289
- Closures 1,337
- Voluntary Destruction/Disposal 15,636
- License/Permit Suspension 1,968
- Other 2,046
- **Total enforcement actions** **170,509**
- How many food recalls were coordinated and then monitored by your agency? 1,244

FOOD LABORATORY

- Number of Samples Analyzed of:
 - Food Chemistry 80,652
 - Microbiology 202,093
 - Pesticide Residue 14,750
 - Animal Feed Samples 42,750
 - Pet Food 6,135
 - Antibiotic Residue 43,622
 - BSE Ruminant Protein Products 4,068
 - **Total number of samples analyzed** **394,070**
- Is your lab accredited?
 - A2LA 6
 - ISO 17025 6
 - Working toward A2LA 5
 - Working toward ISO 17025 15
 - Not pursuing accreditation 11
 - Other 13
- Does your agency conduct sampling and analysis for *Listeria monocytogenes*?
 - As part of outbreak response 35
 - Food product surveillance sampling 24
 - Environmental surfaces surveillance sampling 23
 - None 6
- Do you enter data in eLexnet?
 - Yes 29
 - No 15
- Do you participate in FERN?
 - Yes 39
 - No 5
- Are you an LRN lab?
 - Yes 22
 - No 21

FOOD DEFENSE

- Is food defense incorporated into your food safety program?
 - Yes 49
 - No 5
- Does your agency endorse and utilize the Nat'l Incident Mgmt System?
 - Yes 51
 - No 4
- Does your agency use the Incident Command System (ICS) for managing emergency response?
 - Yes 53
 - No 1

ADMINISTRATIVE, FUNDING AND PERSONNEL

- Can your agency receive complaints electronically via email, your website, etc.?
 - Yes 56
 - No 3
- Do inspectors utilize field computers when conducting inspections?
 - Yes 39
 - No 20
- Do you maintain an active current inventory of regulated establishments?
 - Yes 55
 - No 4
- Do you maintain an inventory of unlicensed establishments?
 - Yes 17
 - No 41
- Total number of licensed/permitted establishments 793,281
- Total number of food establishments regulated 837,644
- How many full time equivalents (FTEs) dedicated to food safety inspection and investigation does your agency employ?
 - Field Level (excluding labs) 3,379.60
 - Administrative and support 766.45
- What is your entry level educational requirement for Field Inspectors or Investigations?
 - High School 9
 - 2-Year Degree 2
 - 4-Year Degree 47
 - Other 16
- What training do you require for your Field Inspectors or Investigators?
 - Entry Level Training 46
 - On The Job Training 56
 - ORA-U 32
 - State sponsored programs 37
 - FDA Standardization 34
 - Other 16
- Do you require Continuing Education for Field Inspectors or Investigators?
 - Yes 42
 - No 15
- Has your agency enrolled in the FDA Retail Food Regulatory Program Standards?
 - Yes 38
 - No 20
- Has your agency enrolled in the FDA Manufactured Food Regulatory Program Standards?
 - Yes 22
 - No 35

This survey demonstrates a real commitment to food safety at the state and local level, but it is the intangible activities that routinely occur here that should not be overlooked – the innovative efforts to gain industry compliance, the interactions of the agencies with industry and consumers, the promptness of strong enforcement actions. These are all elements that state and local governments employ to protect their citizens. They exhibit dedication and diligence to assure food safety.

AFDO has for many years, supported the goals of resource management at all levels of government to provide synergistic and effective response to all food safety emergencies, including threats and acts of terrorism. We strongly support the concept of integrating all available resources to address food safety and food security as a national concern. Federal agencies and the states have a tradition of working very closely together on public health issues, and any improvement toward integrating the states with their federal counterparts will literally add thousands of food safety and security “foot soldiers” to what is clearly a national effort.



Questions regarding this survey can be referred to AFDO's Executive Director, Joseph Corby, at jcorby@afdo.org or 717-757-2888.

STATE FOOD SAFETY RESOURCE SURVEY

INSPECTIONS (Table 1 of 2)

Number of Inspections of:												
Food Processing/Repacking Facilities (excludes dairy)	Dairy Plants	Dairy Farms (government agencies only)	Retail Food Service Establishments	Temporary Food Establishments	Institutional Food Service Establishments	Retail Food Stores	Custom Exempt Meat Plants	Small Animal Slaughterhouses	Feed Manufacturers and Distributors	BSE Inspections	Rendering Plants	Food Transportation Vehicles
ALABAMA												
Alabama Department of Public Health												
586 ^a	48 ^a	240 ^a										
Inspection From Local Agency												
411			30,052	2,108	4,000	2,681						
ALASKA												
Alaska Department of Environmental Conservation												
206 ^a	8 ^a	10 ^a	815 ^a	x ^a	200 ^a	182 ^a		x ^a				
Inspections From Local Agency												
14			2,234	250	185	185						
ARIZONA												
Arizona Department of Health Services												
x					x	x						
Inspections From Local Agency												
			33,999	5,547								
ARKANSAS												
Arkansas Department of Health												
	36 ^a	1,074 ^a	20,057 ^a	x ^a	4,610 ^a	x ^a						
Inspections From Local Agency												

a=Licensed by agency

x=Responsible for inspection but not reporting activity

STATE FOOD SAFETY RESOURCE SURVEY

Number of Inspections of:														
Food Processing/Repacking Facilities (excludes dairy)	Dairy Plants	Dairy Farms (government agencies only)	Retail Food Service Establishments	Temporary Food Establishments	Institutional Food Service Establishments	Retail Food Stores	Custom Exempt Meat Plants	Small Animal Slaughterhouses	Feed Manufacturers and Distributors	BSE Inspections	Rendering Plants	Food Transportation Vehicles		
CALIFORNIA														
California Department of Public Health - Food and Drug Branch														
3,296 ^a			218,000			177,600								
Inspections From Local Agency														
COLORADO														
Colorado Department of Agriculture														
							192 ^a	34 ^a	152 ^a	299 ^a	6 ^a			
Inspections From Local Agency														
Colorado Department Of Public Health and Environment														
287 ^a	84 ^a	300 ^a	1,507 ^a	x ^a (included in RFSE)	251 ^a	x ^a (included in RFSE)								
Inspections From Local Agency														
			23,111	(included in RFSE)		(included in RFSE)								
CONNECTICUT														
Connecticut Department of Public Health														
			33,484	x	x	x								
Inspections From Local Agency														
			18,282											

a=Licensed by agency

x=Responsible for inspection but not reporting activity

STATE FOOD SAFETY RESOURCE SURVEY

Number of Inspections of:												
Food Processing/Repacking Facilities (excludes dairy)	Dairy Plants	Dairy Farms (government agencies only)	Retail Food Service Establishments	Temporary Food Establishments	Institutional Food Service Establishments	Retail Food Stores	Custom Exempt Meat Plants	Small Animal Slaughterhouses	Feed Manufacturers and Distributors	BSE Inspections	Rendering Plants	Food Transportation Vehicles
DELAWARE												
Delaware Health and Social Services, Office of Public Health												
			4,000			1,900						
Inspections From Local Agency												
FLORIDA												
Florida Department of Agriculture and Consumer Service												
4,133 ^a	307 ^a	702 ^a				38,335 ^a		55 ^a	355 ^a	350 ^a		
Inspections From Local Agency												
Florida Department of Business and Professional Regulation												
			109,866 ^a	5,053 ^a								
Inspections From Local Agency												
GEORGIA												
Georgia Department of Agriculture												
1,735 ^a	79 ^a	475 ^a				20,350 ^a	226 ^a		50 ^a			1,000
Inspections From Local Agency												

a=Licensed by agency

x=Responsible for inspection but not reporting activity

STATE FOOD SAFETY RESOURCE SURVEY

Number of Inspections of:												
Food Processing/Repacking Facilities (excludes dairy)	Dairy Plants	Dairy Farms (government agencies only)	Retail Food Service Establishments	Temporary Food Establishments	Institutional Food Service Establishments	Retail Food Stores	Custom Exempt Meat Plants	Small Animal Slaughterhouses	Feed Manufacturers and Distributors	BSE Inspections	Rendering Plants	Food Transportation Vehicles
IDAHO												
Idaho Department of Health and Welfare												
152			4,797	898	1,170	3						7
Inspections From Local Agency												
152			4,797	898	1,170	3						7
Public Health Idaho North Central District												
			342 ^a	27 ^a	81 ^a	150 ^a						
Inspections From Local Agency												
ILLINOIS												
Illinois Department of Agriculture												
			1,656 ^a		x	x	200 ^a		142 ^a	365 ^a	24 ^a	620 ^a
Inspections From Local Agency												
Inspections From Local Agency												
Illinois Department of Public Health												
720	170 ^a	2,500 ^a		925	3,525 ^a							
Inspections From Local Agency												
			70,000									

a=Licensed by agency

x=Responsible for inspection but not reporting activity

STATE FOOD SAFETY RESOURCE SURVEY

Number of Inspections of:												
Food Processing/Repacking Facilities (excludes dairy)	Dairy Plants	Dairy Farms (government agencies only)	Retail Food Service Establishments	Temporary Food Establishments	Institutional Food Service Establishments	Retail Food Stores	Custom Exempt Meat Plants	Small Animal Slaughterhouses	Feed Manufacturers and Distributors	BSE Inspections	Rendering Plants	Food Transportation Vehicles
INDIANA												
Indiana State Department of Health												
222			335	392	751							
Inspections From Local Agency												
Office of Indiana State Chemist												
									74 ^a	106 ^a	6 ^a	
Inspections From Local Agency												
IOWA												
Iowa Department of Inspections and Appeals												
328 ^a			4,101 ^a	997 ^a	x	940 ^a						
Inspections From Local Agency												
			13,925	1,879		3,559						
KANSAS												
Kansas Department of Agriculture												
489 ^a			17,456 ^a	250 ^a	x (incl in RFSE)	3,137 ^a	29 ^a		342 ^a	50 ^a	10 ^a	
Inspections From Local Agency												
KENTUCKY												
Kentucky Department for Public Health												
455 ^a	10 ^a	1,023 ^a	45,308 ^a	5,601 ^a	5,628 ^a	4,820 ^a						
Inspections From Local Agency												

a=Licensed by agency

x=Responsible for inspection but not reporting activity

STATE FOOD SAFETY RESOURCE SURVEY

Number of Inspections of:												
Food Processing/Repacking Facilities (excludes dairy)	Dairy Plants	Dairy Farms (government agencies only)	Retail Food Service Establishments	Temporary Food Establishments	Institutional Food Service Establishments	Retail Food Stores	Custom Exempt Meat Plants	Small Animal Slaughterhouses	Feed Manufacturers and Distributors	BSE Inspections	Rendering Plants	Food Transportation Vehicles
LOUISIANA												
Louisiana Office of Public Health/Center of Environmental Health Services												
2,245 ^a	261 ^a	2,068 ^a	63,270 ^a	464 ^a	5,544 ^a	13,798 ^a		6 ^a				
Inspections From Local Agency												
MAINE												
Maine Department of Agriculture - Food & Rural Resources												
291 ^a	84 ^a	627 ^a				3,405 ^a	20 ^a					
Inspections From Local Agency												
MARYLAND												
Maryland Department of Health and Mental Hygiene - Infectious Disease and Environmental Health Administration												
1,264 ^a	125 ^a	731 ^a		x								x
Inspections From Local Agency												
600			50,000		(incl in RFSE)	(incl in RFSE)						
Maryland Department of Agriculture												
			150	50	139	693			630	100		
Inspections From Local Agency												
MASSACHUSETTS												
Massachusetts Department of Public Health - Food Protection Program												
459 ^a	173						9 ^a					41 ^a
Inspections From Local Agency												

a=Licensed by agency

x=Responsible for inspection but not reporting activity

STATE FOOD SAFETY RESOURCE SURVEY

Number of Inspections of:												
Food Processing/Repacking Facilities (excludes dairy)	Dairy Plants	Dairy Farms (government agencies only)	Retail Food Service Establishments	Temporary Food Establishments	Institutional Food Service Establishments	Retail Food Stores	Custom Exempt Meat Plants	Small Animal Slaughterhouses	Feed Manufacturers and Distributors	BSE Inspections	Rendering Plants	Food Transportation Vehicles
MICHIGAN												
Michigan Department of Agriculture												
1,150 ^a	130 ^a	5,975 ^a		1,141 ^a		15,828 ^a	23 ^a	7 ^a	295 ^a	55 ^a	5 ^a	
Inspections From Local Agency												
			59,353	10,937								
MINNESOTA												
Minnesota Department of Agriculture												
531 ^a	149 ^a	10,713 ^a		53 ^a		5,315 ^a	750 ^a	2,000 ^a	330 ^a	616	8 ^a	x ^a
Inspections From Local Agency												
MISSISSIPPI												
Mississippi State Department of Health												
11,375 ^a	16 ^a	560 ^a	24,750 ^a	478	5,475							
Inspections From Local Agency												
Mississippi Department of Agriculture and Commerce												
			6,456 ^a				60 ^a	3,120 ^a	454 ^a	1,786	344	
Inspections From Local Agency												
MISSOURI												
Missouri Department of Agriculture												
	80 ^a	3,690 ^a					710 ^a		1,240 ^a	242 ^a		
Inspections From Local Agency												
		2,700										

a=Licensed by agency

x=Responsible for inspection but not reporting activity

STATE FOOD SAFETY RESOURCE SURVEY

Number of Inspections of:												
Food Processing/Repacking Facilities (excludes dairy)	Dairy Plants	Dairy Farms (government agencies only)	Retail Food Service Establishments	Temporary Food Establishments	Institutional Food Service Establishments	Retail Food Stores	Custom Exempt Meat Plants	Small Animal Slaughterhouses	Feed Manufacturers and Distributors	BSE Inspections	Rendering Plants	Food Transportation Vehicles
NEBRASKA												
Nebraska Department of Agriculture												
182 ^a	275 ^a	1,745 ^a	4,767 ^a	345 ^a		1,897 ^a			464 ^a	272 ^a	24 ^a	
Inspections From Local Agency												
88			4,006	77		688						
NEVADA												
Nevada State Health												
150 ^a			1,800 ^a	500 ^a	250 ^a	x	3 ^a	2 ^a				
Inspections From Local Agency												
			25,934	3,597								
NEW HAMPSHIRE												
New Hampshire Department of Health and Human Services												
	166 ^a	415 ^a	5,408		245							
Inspections From Local Agency												
NEW JERSEY												
New Jersey Department of Health and Senior Services												
1,382						1,100						
Inspections From Local Agency												
			40,000			20,000						

a=Licensed by agency

x=Responsible for inspection but not reporting activity

STATE FOOD SAFETY RESOURCE SURVEY

Number of Inspections of:														
Food Processing/Repacking Facilities (excludes dairy)	Dairy Plants	Dairy Farms (government agencies only)	Retail Food Service Establishments	Temporary Food Establishments	Institutional Food Service Establishments	Retail Food Stores	Custom Exempt Meat Plants	Small Animal Slaughterhouses	Feed Manufacturers and Distributors	BSE Inspections	Rendering Plants	Food Transportation Vehicles		
NEW MEXICO														
New Mexico Environment Department														
285 ^a			6,914 ^a	4,250 ^a	2,063 ^a									
Inspections From Local Agency														
NEW YORK														
New York State Department of Agriculture and Markets														
1,738 ^a	520	2879				37,444 ^a	220	175 ^a	462	113	43	75		
Inspections From Local Agency														
New York State Department of Health														
Inspections From Local Agency														
			71,000 ^a	10,000 ^a	5,800 ^a									

a=Licensed by agency

x=Responsible for inspection but not reporting activity

STATE FOOD SAFETY RESOURCE SURVEY

Number of Inspections of:												
Food Processing/Repacking Facilities (excludes dairy)	Dairy Plants	Dairy Farms (government agencies only)	Retail Food Service Establishments	Temporary Food Establishments	Institutional Food Service Establishments	Retail Food Stores	Custom Exempt Meat Plants	Small Animal Slaughterhouses	Feed Manufacturers and Distributors	BSE Inspections	Rendering Plants	Food Transportation Vehicles
NORTH CAROLINA												
North Carolina Department of Agriculture and Consumer Services - Food and Drug Protection Division												
371						1,758			2,347	325	10	
Inspections From Local Agency												
North Carolina Department of Environment and Natural Resources												
		1,188 ^a	x ^a	x ^a	x ^a							
Inspections From Local Agency												
			68,213	1,400	20,553							
North Carolina Department of Agriculture - Meat and Poultry Inspection Division												
							60 ^a	18 ^a				
Inspections From Local Agency												
NORTH DAKOTA												
North Dakota Department of Health												
34 ^a			881 ^a		221 ^a	639 ^a						
Inspections From Local Agency												
			655		59	76						

a=Licensed by agency

x=Responsible for inspection but not reporting activity

STATE FOOD SAFETY RESOURCE SURVEY

Number of Inspections of:														
Food Processing/Repacking Facilities (excludes dairy)	Dairy Plants	Dairy Farms (government agencies only)	Retail Food Service Establishments	Temporary Food Establishments	Institutional Food Service Establishments	Retail Food Stores	Custom Exempt Meat Plants	Small Animal Slaughterhouses	Feed Manufacturers and Distributors	BSE Inspections	Rendering Plants	Food Transportation Vehicles		
OHIO														
Ohio Department of Agriculture														
2,151	498	9,940												
Inspections From Local Agency														
Ohio Department of Health														
Inspections From Local Agency														
			98,616 ^a	12,739 ^a										
OKLAHOMA														
Oklahoma Department of Agriculture - Food and Forestry														
	77	1,105	127		5	530	200	7	150	150	150	1		
Inspections From Local Agency														
Oklahoma State Department of Health														
658 ^a			28,968 ^a	1,136 ^a	4,557 ^a	2,521 ^a								
Inspections From Local Agency														

a=Licensed by agency

x=Responsible for inspection but not reporting activity

STATE FOOD SAFETY RESOURCE SURVEY

Number of Inspections of:												
Food Processing/Repacking Facilities (excludes dairy)	Dairy Plants	Dairy Farms (government agencies only)	Retail Food Service Establishments	Temporary Food Establishments	Institutional Food Service Establishments	Retail Food Stores	Custom Exempt Meat Plants	Small Animal Slaughterhouses	Feed Manufacturers and Distributors	BSE Inspections	Rendering Plants	Food Transportation Vehicles
OREGON												
Oregon Department of Agriculture												
939 ^a	150 ^a	1,000 ^a	8,000				68 ^a	8 ^a	45 ^a	79	3	134 ^a
Inspections From Local Agency												
Oregon Public Health Division												
Inspections From Local Agency												
			20,651 ^a	4,000 ^a								
PENNSYLVANIA												
Pennsylvania Department of Agriculture - Bureau of Plant Industry												
									520 ^a	300 ^a	6 ^a	
Inspections From Local Agency												
RHODE ISLAND												
Rhode Island Department of Health												
216 ^a	20 ^a	38 ^a	3,241 ^a	35 ^a	200	596 ^a	x ^a	x				x
Inspections From Local Agency												
SOUTH CAROLINA												
South Carolina Department of Health and Environmental Control												
		376 ^a	53,512 ^a	5,352 ^a	3,124 ^a	3,135 ^a						
Inspections From Local Agency												

a=Licensed by agency

x=Responsible for inspection but not reporting activity

STATE FOOD SAFETY RESOURCE SURVEY

Number of Inspections of:												
Food Processing/Repacking Facilities (excludes dairy)	Dairy Plants	Dairy Farms (government agencies only)	Retail Food Service Establishments	Temporary Food Establishments	Institutional Food Service Establishments	Retail Food Stores	Custom Exempt Meat Plants	Small Animal Slaughterhouses	Feed Manufacturers and Distributors	BSE Inspections	Rendering Plants	Food Transportation Vehicles
SOUTH DAKOTA												
South Dakota Department of Agriculture												
	8 ^a	1,350 ^a							215 ^a	198		
Inspections From Local Agency												
TENNESSEE												
Tennessee Department of Agriculture												
1,766 ^a	200 ^a	2,428 ^a	x ^a (incl with food stores)		95	19,032 ^a	150 ^a		914 ^a	90 ^a		100
Inspections From Local Agency												
Tennessee Department of Health												
			55,200									
Inspections From Local Agency												
TEXAS												
Texas Department of State Health Services												
2,406 ^a	1,091 ^a	4,921 ^a	5,571 ^a	122 ^a	2,353 ^a	4,856 ^a	28,200 ^a	720 ^a			176 ^a	2,000
Inspections From Local Agency												
			160,000	2,000	5,000	10,000						
Texas Feed and Fertilizer Control Service												
									8,950 ^a	502 ^a	x ^a	
Inspections From Local Agency												

a=Licensed by agency

x=Responsible for inspection but not reporting activity

STATE FOOD SAFETY RESOURCE SURVEY

Number of Inspections of:												
Food Processing/Repacking Facilities (excludes dairy)	Dairy Plants	Dairy Farms (government agencies only)	Retail Food Service Establishments	Temporary Food Establishments	Institutional Food Service Establishments	Retail Food Stores	Custom Exempt Meat Plants	Small Animal Slaughterhouses	Feed Manufacturers and Distributors	BSE Inspections	Rendering Plants	Food Transportation Vehicles
VERMONT												
Vermont Agency of Agriculture - Food and Markets												
	80 ^a	3,500 ^a				459 ^a	194 ^a	1,332 ^a	67 ^a			
Inspections From Local Agency												
VIRGINIA												
Virginia Department of Health												
			58,000									
Inspections From Local Agency												
Virginia Department of Agriculture and Consumer Services												
2,032		1,922 ^a	x	11		13,594	260 ^a	5	41 ^a		2 ^a	25
Inspections From Local Agency												
WASHINGTON												
Washington State Department of Agriculture												
2,300 ^a	456 ^a	1,022 ^a					300 ^a	112 ^a	100	100	25	
Inspections From Local Agency												

a=Licensed by agency

x=Responsible for inspection but not reporting activity

STATE FOOD SAFETY RESOURCE SURVEY

Number of Inspections of:												
Food Processing/Repacking Facilities (excludes dairy)	Dairy Plants	Dairy Farms (government agencies only)	Retail Food Service Establishments	Temporary Food Establishments	Institutional Food Service Establishments	Retail Food Stores	Custom Exempt Meat Plants	Small Animal Slaughterhouses	Feed Manufacturers and Distributors	BSE Inspections	Rendering Plants	Food Transportation Vehicles
WEST VIRGINIA												
West Virginia Department of Agriculture												
		1 ^a			24 ^a	936	100 ^a		100 ^a			
Inspections From Local Agency												
West Virginia Bureau for Public Health - Office of Environmental Health Services												
90	27	438										
Inspections From Local Agency												
WISCONSIN												
Wisconsin Department of Agriculture - Trade and Consumer Protection												
1,537 ^a	375 ^a	23,060 ^a				3,952 ^a	696 ^a	550 ^a	72 ^a	326	5 ^a	80
Inspections From Local Agency												
						5,889						
WYOMING												
Wyoming Department of Agriculture												
84 ^a	1 ^a	40 ^a	4,050 ^a	875 ^a	600 ^a	300 ^a	60 ^a	624 ^a				
Inspections From Local Agency												
			2,700	500	400	200						

a=Licensed by agency

x=Responsible for inspection but not reporting activity

STATE FOOD SAFETY RESOURCE SURVEY

INSPECTIONS (Table 2 of 2)

Number of Inspections of:													
Food Salvage Operations	Farm Production (GAPs)	Fruit/Vegetable Packing Houses	Food Warehouses	Frozen Dessert Plants	Shell Egg Plants	Mobile Food Units	Water Vending Machines	Milk Tank Trucks	Home Based Processors	Ice vending machines	Inspection exempt poultry processors	Live poultry markets	Unlicensed facilities
ALABAMA													
Alabama Department of Public Health													
				24 ^a				36 ^a					
Inspection From Local Agency													
						600				36			
ALASKA													
Alaska Department of Environmental Conservation													
x ^a			3 ^a	4 ^a		40 ^a		2 ^a					
Inspections From Local Agency													
			26					1					
ARIZONA													
Arizona Department of Health Services													
x		x	x	x	x	x							x
Inspections From Local Agency													
ARKANSAS													
Arkansas Department of Health													
19 ^a				6 ^a		x ^a		30 ^a					
Inspections From Local Agency													

a=Licensed by agency

x=Responsible for inspection but not reporting activity

STATE FOOD SAFETY RESOURCE SURVEY

Number of Inspections of:													
Food Salvage Operations	Farm Production (GAPs)	Fruit/Vegetable Packing Houses	Food Warehouses	Frozen Dessert Plants	Shell Egg Plants	Mobile Food Units	Water Vending Machines	Milk Tank Trucks	Home Based Processors	Ice vending machines	Inspection exempt poultry processors	Live poultry markets	Unlicensed facilities
CALIFORNIA													
California Department of Public Health - Food and Drug Branch													
x ^a (included in food processing)			x ^a (included in food processing)	x ^a (included in food processing)			353 ^a						100
Inspections From Local Agency													
COLORADO													
Colorado Department of Agriculture													
	x ^a				x						1 ^a		
Inspections From Local Agency													
Colorado Department Of Public Health and Environment													
		12 ^a	35 ^a	2 ^a		x ^a (incl in RFSE)							
Inspections From Local Agency													
						(included in FTE)		53 ^a					
CONNECTICUT													
Connecticut Department of Public Health													
						x							
Inspections From Local Agency													

a=Licensed by agency

x=Responsible for inspection but not reporting activity

STATE FOOD SAFETY RESOURCE SURVEY

Number of Inspections of:													
Food Salvage Operations	Farm Production (GAPs)	Fruit/Vegetable Packing Houses	Food Warehouses	Frozen Dessert Plants	Shell Egg Plants	Mobile Food Units	Water Vending Machines	Milk Tank Trucks	Home Based Processors	Ice vending machines	Inspection exempt poultry processors	Live poultry markets	Unlicensed facilities
DELAWARE													
Delaware Health and Social Services, Office of Public Health													
Inspections From Local Agency													
FLORIDA													
Florida Department of Agriculture and Consumer Service													
52 ^a			3,855 ^a	247 ^a	331 ^a	3,890 ^a	366 ^a	1,424 ^a		466 ^a			
Inspections From Local Agency													
Florida Department of Business and Professional Regulation													
						2,024 ^a							
Inspections From Local Agency													
GEORGIA													
Georgia Department of Agriculture													
69 ^a	29 ^a		871 ^a	99 ^a	10 ^a	51 ^a	509	114 ^a	x ^a	174 ^a			
Inspections From Local Agency													

a=Licensed by agency

x=Responsible for inspection but not reporting activity

STATE FOOD SAFETY RESOURCE SURVEY

Number of Inspections of:													
Food Salvage Operations	Farm Production (GAPs)	Fruit/Vegetable Packing Houses	Food Warehouses	Frozen Dessert Plants	Shell Egg Plants	Mobile Food Units	Water Vending Machines	Milk Tank Trucks	Home Based Processors	Ice vending machines	Inspection exempt poultry processors	Live poultry markets	Unlicensed facilities
IDAHO													
Idaho Department of Health and Welfare													
			15	1	1	511			18	1	1		
Inspections From Local Agency													
			15	1	1	511			18	1	1		
Public Health Idaho North Central District													
						50 ^a			11 ^a	1 ^a			
Inspections From Local Agency													
ILLINOIS													
Illinois Department of Agriculture													
		2			24 ^a								
Inspections From Local Agency													
Illinois Department of Public Health													
84 ^a		169	480					120 ^a					
Inspections From Local Agency													

a=Licensed by agency

x=Responsible for inspection but not reporting activity

STATE FOOD SAFETY RESOURCE SURVEY

Number of Inspections of:													
Food Salvage Operations	Farm Production (GAPs)	Fruit/Vegetable Packing Houses	Food Warehouses	Frozen Dessert Plants	Shell Egg Plants	Mobile Food Units	Water Vending Machines	Milk Tank Trucks	Home Based Processors	Ice vending machines	Inspection exempt poultry processors	Live poultry markets	Unlicensed facilities
INDIANA													
Indiana State Department of Health													
5		21	166	3									
Inspections From Local Agency													
Office of Indiana State Chemist													
Inspections From Local Agency													
IOWA													
Iowa Department of Inspections and Appeals													
x ^a		x ^a	86 ^a	xa	88 ^a	270 ^a			45 ^a				
Inspections From Local Agency													
			209			504			106				
KANSAS													
Kansas Department of Agriculture													
8 ^a			x (incl in food processing)			x (incl in food processing)							
Inspections From Local Agency													

a=Licensed by agency

x=Responsible for inspection but not reporting activity

STATE FOOD SAFETY RESOURCE SURVEY

Number of Inspections of:													
Food Salvage Operations	Farm Production (GAPs)	Fruit/Vegetable Packing Houses	Food Warehouses	Frozen Dessert Plants	Shell Egg Plants	Mobile Food Units	Water Vending Machines	Milk Tank Trucks	Home Based Processors	Ice vending machines	Inspection exempt poultry processors	Live poultry markets	Unlicensed facilities
KENTUCKY													
Kentucky Department for Public Health													
138 ^a			249 ^a			549 ^a		156 ^a	453 ^a				
Inspections From Local Agency													
LOUISIANA													
Louisiana Office of Public Health/Center of Environmental Health Services													
29 ^a			1,878 ^a	76 ^a		401 ^a	92 ^a	227 ^a		179 ^a			
Inspections From Local Agency													
MAINE													
Maine Department of Agriculture - Food & Rural Resources													
29 ^a	156		163 ^a		3,096	425 ^a		30	373 ^a		5		
Inspections From Local Agency													
MARYLAND													
Maryland Department of Health and Mental Hygiene - Infectious Disease and Environmental Health Administration													
		x ^a	400 ^a	81 ^a		x	150 ^a	87 ^a	30 ^a	x ^a			
Inspections From Local Agency													
Maryland Department of Agriculture													
	12	8	80 ^a		10 ^a						2	250 ^a	
Inspections From Local Agency													

a=Licensed by agency

x=Responsible for inspection but not reporting activity

STATE FOOD SAFETY RESOURCE SURVEY

Number of Inspections of:													
Food Salvage Operations	Farm Production (GAPs)	Fruit/Vegetable Packing Houses	Food Warehouses	Frozen Dessert Plants	Shell Egg Plants	Mobile Food Units	Water Vending Machines	Milk Tank Trucks	Home Based Processors	Ice vending machines	Inspection exempt poultry processors	Live poultry markets	Unlicensed facilities
MASSACHUSETTS													
Massachusetts Department of Public Health - Food Protection Program													
x ^a		80 ^a	152	28			25 ^a		x	7 ^a	10 ^a	5 ^a	
Inspections From Local Agency													
MICHIGAN													
Michigan Department of Agriculture													
x ^a (incl in food processing)	18 ^a	62 ^a	481 ^a	55 ^a	8 ^a	118 ^a	646 ^a	597 ^a				4 ^a	
Inspections From Local Agency													
MINNESOTA													
Minnesota Department of Agriculture													
7 ^a			418 ^a		37 ^a	168 ^a		x ^a			30 ^a	3 ^a	x
Inspections From Local Agency													

a=Licensed by agency

x=Responsible for inspection but not reporting activity

STATE FOOD SAFETY RESOURCE SURVEY

Number of Inspections of:													
Food Salvage Operations	Farm Production (GAPs)	Fruit/Vegetable Packing Houses	Food Warehouses	Frozen Dessert Plants	Shell Egg Plants	Mobile Food Units	Water Vending Machines	Milk Tank Trucks	Home Based Processors	Ice vending machines	Inspection exempt poultry processors	Live poultry markets	Unlicensed facilities
MISSISSIPPI													
Mississippi State Department of Health													
x ^a (incl with food warehouse)			150 ^a	6 ^a		724 ^a	103 ^a	42 ^a		135 ^a			
Inspections From Local Agency													
Mississippi Department of Agriculture and Commerce													
88	18												
Inspections From Local Agency													
MISSOURI													
Missouri Department of Agriculture													
								200 ^a			50 ^a		
Inspections From Local Agency													
NEBRASKA													
Nebraska Department of Agriculture													
6 ^a			87 ^a	20 ^a		3 ^a		320 ^a	25 ^a		6 ^a		
Inspections From Local Agency													
			107			14							

a=Licensed by agency

x=Responsible for inspection but not reporting activity

STATE FOOD SAFETY RESOURCE SURVEY

Number of Inspections of:													
Food Salvage Operations	Farm Production (GAPs)	Fruit/Vegetable Packing Houses	Food Warehouses	Frozen Dessert Plants	Shell Egg Plants	Mobile Food Units	Water Vending Machines	Milk Tank Trucks	Home Based Processors	Ice vending machines	Inspection exempt poultry processors	Live poultry markets	Unlicensed facilities
NEVADA													
Nevada State Health													
10		x ^a	25 ^a						x ^a				x
Inspections From Local Agency													
						727							
NEW HAMPSHIRE													
New Hampshire Department of Health and Human Services													
				x ^a				28					
Inspections From Local Agency													
NEW JERSEY													
New Jersey Department of Health and Senior Services													
Inspections From Local Agency													
NEW MEXICO													
New Mexico Environment Department													
						351 ^a							
Inspections From Local Agency													

a=Licensed by agency

x=Responsible for inspection but not reporting activity

STATE FOOD SAFETY RESOURCE SURVEY

Number of Inspections of:													
Food Salvage Operations	Farm Production (GAPs)	Fruit/Vegetable Packing Houses	Food Warehouses	Frozen Dessert Plants	Shell Egg Plants	Mobile Food Units	Water Vending Machines	Milk Tank Trucks	Home Based Processors	Ice vending machines	Inspection exempt poultry processors	Live poultry markets	Unlicensed facilities
NEW YORK													
New York State Department of Agriculture and Markets													
51 ^a	25		790 ^a		104				285				900 ^a
Inspections From Local Agency													
New York State Department of Health													
Inspections From Local Agency													
						9,300 ^a							
NORTH CAROLINA													
North Carolina Department of Agriculture and Consumer Services - Food and Drug Protection Division													
33	31	x	202	824	2,267			137	395				
Inspections From Local Agency													
North Carolina Department of Environment and Natural Resources													
						x ^a		230 ^a					
Inspections From Local Agency													
						903							
North Carolina Department of Agriculture - Meat and Poultry Inspection Division													
			414 ^a										
Inspections From Local Agency													

a=Licensed by agency

x=Responsible for inspection but not reporting activity

STATE FOOD SAFETY RESOURCE SURVEY

Number of Inspections of:													
Food Salvage Operations	Farm Production (GAPs)	Fruit/Vegetable Packing Houses	Food Warehouses	Frozen Dessert Plants	Shell Egg Plants	Mobile Food Units	Water Vending Machines	Milk Tank Trucks	Home Based Processors	Ice vending machines	Inspection exempt poultry processors	Live poultry markets	Unlicensed facilities
NORTH DAKOTA													
North Dakota Department of Health													
1 ^a			8			79 ^a							
Inspections From Local Agency													
OHIO													
Ohio Department of Agriculture													
								413					
Inspections From Local Agency													
Ohio Department of Health													
Inspections From Local Agency													
OKLAHOMA													
Oklahoma Department of Agriculture - Food and Forestry													
	4		82		260			604					7
Inspections From Local Agency													
Oklahoma State Department of Health													
68 ^a		x ^a	611 ^a	x ^a		1,735 ^a	45 ^a			45 ^a			x ^a
Inspections From Local Agency													

a=Licensed by agency

x=Responsible for inspection but not reporting activity

STATE FOOD SAFETY RESOURCE SURVEY

Number of Inspections of:													
Food Salvage Operations	Farm Production (GAPs)	Fruit/Vegetable Packing Houses	Food Warehouses	Frozen Dessert Plants	Shell Egg Plants	Mobile Food Units	Water Vending Machines	Milk Tank Trucks	Home Based Processors	Ice vending machines	Inspection exempt poultry processors	Live poultry markets	Unlicensed facilities
OREGON													
Oregon Department of Agriculture													
6 ^a	256	150	452 ^a	8 ^a	36 ^a		x	134 ^a	484 ^a	x	8 ^a	50	93 ^a
Inspections From Local Agency													
Oregon Public Health Division													
Inspections From Local Agency													
						2,394 ^a							
PENNSYLVANIA													
Pennsylvania Department of Agriculture - Bureau of Plant Industry													
Inspections From Local Agency													
RHODE ISLAND													
Rhode Island Department of Health													
x		8 ^a	56 ^a	4 ^a		47 ^a		5 ^a	3 ^a	x	x		
Inspections From Local Agency													
SOUTH CAROLINA													
South Carolina Department of Health and Environmental Control													
				26 ^a		600 ^a		40 ^a					
Inspections From Local Agency													

a=Licensed by agency

x=Responsible for inspection but not reporting activity

STATE FOOD SAFETY RESOURCE SURVEY

Number of Inspections of:													
Food Salvage Operations	Farm Production (GAPs)	Fruit/Vegetable Packing Houses	Food Warehouses	Frozen Dessert Plants	Shell Egg Plants	Mobile Food Units	Water Vending Machines	Milk Tank Trucks	Home Based Processors	Ice vending machines	Inspection exempt poultry processors	Live poultry markets	Unlicensed facilities
SOUTH DAKOTA													
South Dakota Department of Agriculture													
				8 ^a				128 ^a					
Inspections From Local Agency													
TENNESSEE													
Tennessee Department of Agriculture													
124 ^a			659 ^a	4 ^a		500 ^a	x (incl in RFS)	512a	120 ^a	60 ^a			
Inspections From Local Agency													
Tennessee Department of Health													
Inspections From Local Agency													
TEXAS													
Texas Department of State Health Services													
205		100 ^a	1145 ^a	527 ^a		314 ^a	73 ^a	808 ^a					x
Inspections From Local Agency													
						2,500							
Texas Feed and Fertilizer Control Service													
		5											
Inspections From Local Agency													

a=Licensed by agency

x=Responsible for inspection but not reporting activity

STATE FOOD SAFETY RESOURCE SURVEY

Number of Inspections of:													
Food Salvage Operations	Farm Production (GAPs)	Fruit/Vegetable Packing Houses	Food Warehouses	Frozen Dessert Plants	Shell Egg Plants	Mobile Food Units	Water Vending Machines	Milk Tank Trucks	Home Based Processors	Ice vending machines	Inspection exempt poultry processors	Live poultry markets	Unlicensed facilities
VERMONT													
Vermont Agency of Agriculture - Food and Markets													
			3 ^a	25 ^a				50 ^a					
Inspections From Local Agency													
VIRGINIA													
Virginia Department of Health													
Inspections From Local Agency													
Virginia Department of Agriculture and Consumer Services													
30	6	200	730	432 ^a		10	x	96	745	x			
Inspections From Local Agency													
WASHINGTON													
Washington State Department of Agriculture													
25 ^a	5	100	650 ^a	50 ^a	20 ^a			125 ^a			50 ^a		100
Inspections From Local Agency													

a=Licensed by agency

x=Responsible for inspection but not reporting activity

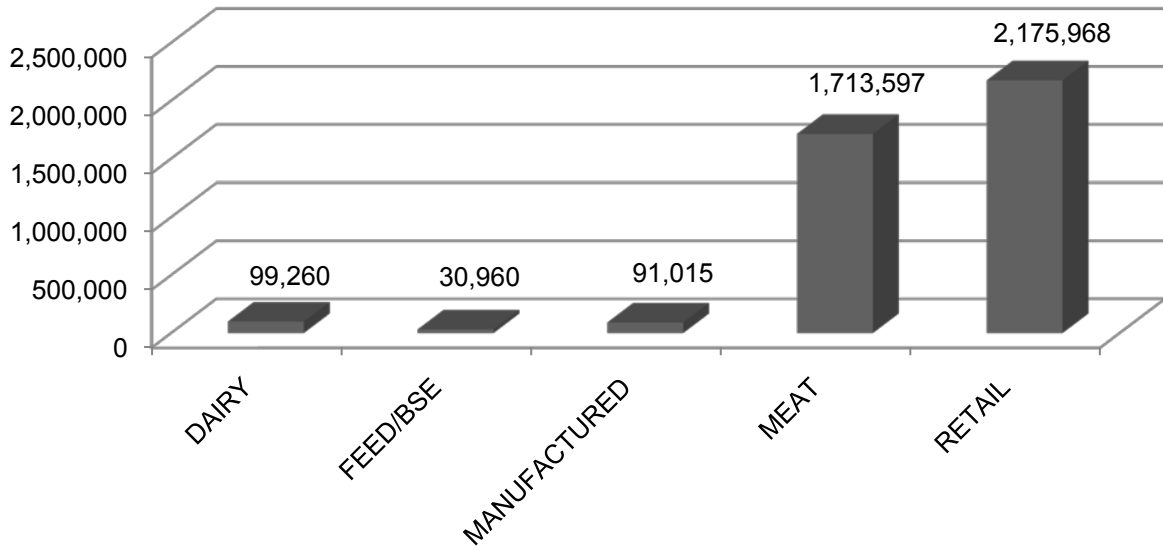
STATE FOOD SAFETY RESOURCE SURVEY

Number of Inspections of:													
Food Salvage Operations	Farm Production (GAPs)	Fruit/Vegetable Packing Houses	Food Warehouses	Frozen Dessert Plants	Shell Egg Plants	Mobile Food Units	Water Vending Machines	Milk Tank Trucks	Home Based Processors	Ice vending machines	Inspection exempt poultry processors	Live poultry markets	Unlicensed facilities
WEST VIRGINIA													
West Virginia Department of Agriculture													
5		1,000	3			50							
Inspections From Local Agency													
			3										
West Virginia Bureau for Public Health - Office of Environmental Health Services													
				4				15 ^a	30				7 ^a
Inspections From Local Agency													
WISCONSIN													
Wisconsin Department of Agriculture - Trade and Consumer Protection													
11 ^a	35	5	627 ^a	70 ^a	69 ^a	568 ^a	x ^a	764 ^a	x ^a (incl in food processing)				x
Inspections From Local Agency													
WYOMING													
Wyoming Department of Agriculture													
2 ^a			7 ^a			100 ^a		5 ^a			x ^a		
Inspections From Local Agency													
						75							

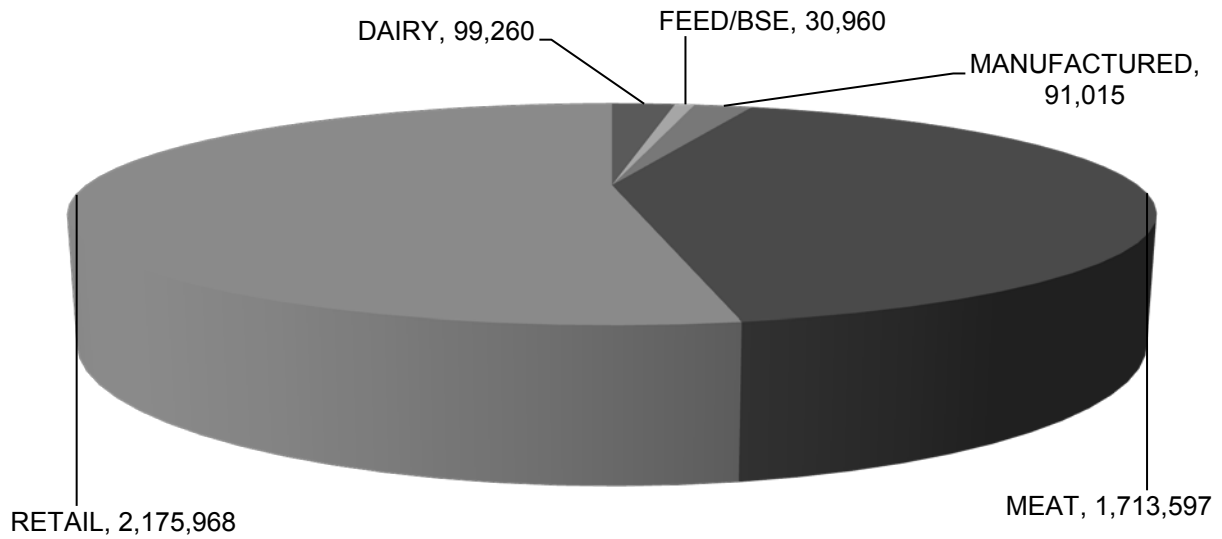
a=Licensed by agency

x=Responsible for inspection but not reporting activity

Inspection Totals



Inspection Totals



STATE FOOD SAFETY RESOURCE SURVEY

CONTRACT INSPECTIONS (Table 1 of 1)

Is your agency involved in any partnership initiative or agreement with federal agencies for the inspection of imported foods?		Do high-risk establishments received more inspections per year than lower risk establishments?		If yes, how often are they inspected?
Yes	No	Yes	No	
ALABAMA				
Alabama Department of Public Health				
	x	x		4
ALASKA				
Alaska Department of Environmental Conservation				
x		x		3
ARIZONA				
Arizona Department of Health Services				
	x	x		2
ARKANSAS				
Arkansas Department of Health				
	x	x		3
CALIFORNIA				
California Department of Public Health - Food and Drug Branch				
	x	x		1
COLORADO				
Colorado Department of Agriculture				
	x	x		4
Colorado Department Of Public Health and Environment				
	x	x		4
CONNECTICUT				
Connecticut Department of Public Health				
	x	x		

STATE FOOD SAFETY RESOURCE SURVEY

Is your agency involved in any partnership initiative or agreement with federal agencies for the inspection of imported foods?		Do high-risk establishments received more inspections per year than lower risk establishments?		If yes, how often are they inspected?
Yes	No	Yes	No	
FLORIDA				
Florida Department of Agriculture and Consumer Service				
x		x		4
Florida Department of Business and Professional Regulation				
	x		x	
GEORGIA				
Georgia Department of Agriculture				
x		x		2
IDAHO				
Idaho Department of Health and Welfare				
	x		x	
Public Health Idaho North Central District				
	x		x	
ILLINOIS				
Illinois Department of Agriculture				
	x		x	
Illinois Department of Public Health				
	x	x		1
INDIANA				
Indiana State Department of Health				
	x	x		
Office of Indiana State Chemist				
	x	x		1
IOWA				
Iowa Department of Inspections and Appeals				
	x		x	

STATE FOOD SAFETY RESOURCE SURVEY

Is your agency involved in any partnership initiative or agreement with federal agencies for the inspection of imported foods?		Do high-risk establishments received more inspections per year than lower risk establishments?		If yes, how often are they inspected?
Yes	No	Yes	No	
KANSAS				
Kansas Department of Agriculture				
	x		x	
KENTUCKY				
Kentucky Department for Public Health				
	x	x		2
LOUISIANA				
Louisiana Office of Public Health/Center of Environmental Health Services				
	x	x		4
MAINE				
Maine Department of Agriculture - Food & Rural Resources				
	x	x		1
MARYLAND				
Maryland Department of Health and Mental Hygiene - Infectious Disease and Environmental Health Administration				
	x	x		3
Maryland Department of Agriculture				
	x	x		2
MASSACHUSETTS				
Massachusetts Department of Public Health - Food Protection Program				
	x	x		2
MICHIGAN				
Michigan Department of Agriculture				
x		x		2

STATE FOOD SAFETY RESOURCE SURVEY

Is your agency involved in any partnership initiative or agreement with federal agencies for the inspection of imported foods?		Do high-risk establishments received more inspections per year than lower risk establishments?		If yes, how often are they inspected?
Yes	No	Yes	No	
MINNESOTA				
Minnesota Department of Agriculture				
	x	x		1
MISSISSIPPI				
Mississippi State Department of Health				
	x	x		4
Mississippi Department of Agriculture and Commerce				
	x	x		2
MISSOURI				
Missouri Department of Agriculture				
	x	x		
NEBRASKA				
Nebraska Department of Agriculture				
	x	x		4
NEVADA				
Nevada State Health				
	x		x	
NEW HAMPSHIRE				
New Hampshire Department of Health and Human Services				
	x	x		1
NEW MEXICO				
New Mexico Environment Department				
	x		x	

STATE FOOD SAFETY RESOURCE SURVEY

Is your agency involved in any partnership initiative or agreement with federal agencies for the inspection of imported foods?		Do high-risk establishments received more inspections per year than lower risk establishments?		If yes, how often are they inspected?
Yes	No	Yes	No	
NEW YORK				
New York State Department of Agriculture and Markets				
x		x		3
New York State Department of Health				
	x	x		2
NORTH CAROLINA				
North Carolina Department of Agriculture and Consumer Services - Food and Drug Protection Division				
	x	x		2
North Carolina Department of Environment and Natural Resources				
	x	x		4
North Carolina Department of Agriculture - Meat and Poultry Inspection Division				
	x	x		
NORTH DAKOTA				
North Dakota Department of Health				
	x	x		2
OKLAHOMA				
Oklahoma Department of Agriculture - Food and Forestry				
	x	x		
Oklahoma State Department of Health				
	x	x		4
OREGON				
Oregon Department of Agriculture				
	x	x		12
PENNSYLVANIA				
Pennsylvania Department of Agriculture - Bureau of Plant Industry				
	x		x	

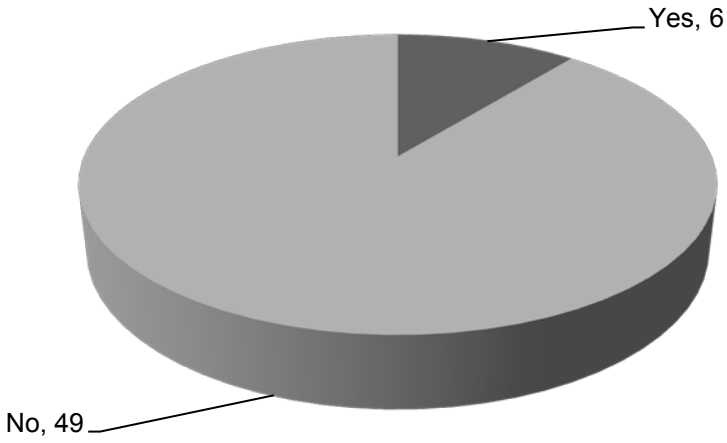
STATE FOOD SAFETY RESOURCE SURVEY

Is your agency involved in any partnership initiative or agreement with federal agencies for the inspection of imported foods?		Do high-risk establishments received more inspections per year than lower risk establishments?		If yes, how often are they inspected?
Yes	No	Yes	No	
RHODE ISLAND				
Rhode Island Department of Health				
	x	x		4
SOUTH CAROLINA				
South Carolina Department of Health and Environmental Control				
	x	x		4
TENNESSEE				
Tennessee Department of Agriculture				
	x	x		4
TEXAS				
Texas Department of State Health Services				
x		x		2
Texas Feed and Fertilizer Control Service				
	x	x		4
VIRGINIA				
Virginia Department of Agriculture and Consumer Services				
	x	x		2
WASHINGTON				
Washington State Department of Agriculture				
	x	x		4
WEST VIRGINIA				
West Virginia Department of Agriculture				
	x	x		
West Virginia Bureau for Public Health - Office of Environmental Health Services				
	x		x	

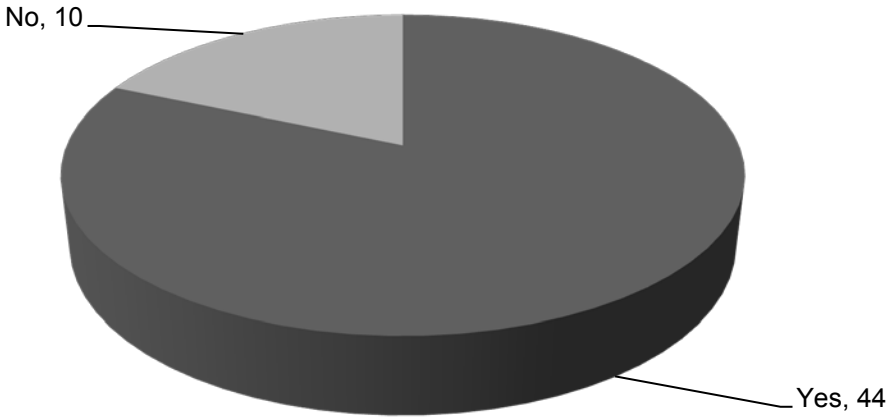
STATE FOOD SAFETY RESOURCE SURVEY

Is your agency involved in any partnership initiative or agreement with federal agencies for the inspection of imported foods?		Do high-risk establishments received more inspections per year than lower risk establishments?		If yes, how often are they inspected?
Yes	No	Yes	No	
WISCONSIN				
Wisconsin Department of Agriculture - Trade and Consumer Protection				
	x	x		2
WYOMING				
Wyoming Department of Agriculture				
	x			

Is your agency involved in any partnership initiative or agreement with federal agencies for the inspection of imported foods?



Do high-risk establishments received more inspections per year than lower risk establishments?



STATE FOOD SAFETY RESOURCE SURVEY

INVESTIGATIONS (Table 1 of 1)

Number of Investigations of:								
Trace backs (not recalls)	Consumer Complaints (excluding FBI)	Shellfish Growing Areas	Commercial Fishing Areas	Farm Pesticide Residue	Chemical Residues in Meat, Milk, Fish, and Eggs	Disasters and/or Emergency Response	Animal Health Matters (food safety related)	Other
ALABAMA								
Alabama Department of Public Health								
Investigation From Local Agency								
	2,878							
ALASKA								
Alaska Department of Environmental Conservation								
x	147	2			2	1	x	34 ^a
Investigation From Local Agency								
	175							
ARIZONA								
Arizona Department of Health Services								
Investigation From Local Agency								
ARKANSAS								
Arkansas Department of Health								
	x					x		
Investigation From Local Agency								
CALIFORNIA								
California Department of Public Health - Food and Drug Branch								
15	185							
Investigation From Local Agency								

x=Responsible for investigations
but not reporting activity

STATE FOOD SAFETY RESOURCE SURVEY

Number of Investigations of:								
Trace backs (not recalls)	Consumer Complaints (excluding FBI)	Shellfish Growing Areas	Commercial Fishing Areas	Farm Pesticide Residue	Chemical Residues in Meat, Milk, Fish, and Eggs	Disasters and/or Emergency Response	Animal Health Matters (food safety related)	Other
COLORADO								
Colorado Department of Agriculture								
1	5			1		1	x	
Investigation From Local Agency								
1	17				1			
Colorado Department Of Public Health and Environment								
5	30				6			
Investigation From Local Agency								
						100		
CONNECTICUT								
Connecticut Department of Public Health								
5	x					x		
Investigation From Local Agency								
DELAWARE								
Delaware Health and Social Services, Office of Public Health								
Investigation From Local Agency								
FLORIDA								
Florida Department of Agriculture and Consumer Service								
32	2,435	722				x		
Investigation From Local Agency								
Florida Department of Business and Professional Regulation								
	3,203							
Investigation From Local Agency								
GEORGIA								
Georgia Department of Agriculture								
2	1,190					11		30 ^b
Investigation From Local Agency								

x=Responsible for investigations
but not reporting activity

STATE FOOD SAFETY RESOURCE SURVEY

Number of Investigations of:								
Trace backs (not recalls)	Consumer Complaints (excluding FBI)	Shellfish Growing Areas	Commercial Fishing Areas	Farm Pesticide Residue	Chemical Residues in Meat, Milk, Fish, and Eggs	Disasters and/or Emergency Response	Animal Health Matters (food safety related)	Other
IDAHO								
Idaho Department of Health and Welfare								
	282							
Investigation From Local Agency								
	282							
Public Health Idaho North Central District								
	40							
Investigation From Local Agency								
ILLINOIS								
Illinois Department of Agriculture								
	15							
Investigation From Local Agency								
Illinois Department of Public Health								
100	312			1	20	4		
Investigation From Local Agency								

x=Responsible for investigations
but not reporting activity

STATE FOOD SAFETY RESOURCE SURVEY

Number of Investigations of:								
Trace backs (not recalls)	Consumer Complaints (excluding FBI)	Shellfish Growing Areas	Commercial Fishing Areas	Farm Pesticide Residue	Chemical Residues in Meat, Milk, Fish, and Eggs	Disasters and/or Emergency Response	Animal Health Matters (food safety related)	Other
INDIANA								
Indiana State Department of Health								
	247					4		
Investigation From Local Agency								
	213							
Office of Indiana State Chemist								
	16							
Investigation From Local Agency								
IOWA								
Iowa Department of Inspections and Appeals								
	364							
Investigation From Local Agency								
	366							
KANSAS								
Kansas Department of Agriculture								
						5		
Investigation From Local Agency								
KENTUCKY								
Kentucky Department for Public Health								
						1		
Investigation From Local Agency								
	3603							
LOUISIANA								
Louisiana Office of Public Health/Center of Environmental Health Services								
6	63				11	x		
Investigation From Local Agency								
MAINE								
Maine Department of Agriculture - Food & Rural Resources								
						2		
Investigation From Local Agency								

x=Responsible for investigations
but not reporting activity

STATE FOOD SAFETY RESOURCE SURVEY

Number of Investigations of:								
Trace backs (not recalls)	Consumer Complaints (excluding FBI)	Shellfish Growing Areas	Commercial Fishing Areas	Farm Pesticide Residue	Chemical Residues in Meat, Milk, Fish, and Eggs	Disasters and/or Emergency Response	Animal Health Matters (food safety related)	Other
MARYLAND								
Maryland Department of Health and Mental Hygiene - Infectious Disease and Env'tl Health Admin								
7	36							
Investigation From Local Agency								
Maryland Department of Agriculture								
	35			65	10	11	50	
Investigation From Local Agency								
MASSACHUSETTS								
Massachusetts Department of Public Health - Food Protection Program								
	300				4			
Investigation From Local Agency								
MICHIGAN								
Michigan Department of Agriculture								
172	4,541			14				7 ^c
Investigation From Local Agency								
MINNESOTA								
Minnesota Department of Agriculture								
x	283			30			27	
Investigation From Local Agency								
MISSISSIPPI								
Mississippi State Department of Health								
2	595				2	3		
Investigation From Local Agency								
Mississippi Department of Agriculture and Commerce								
	172					3		
Investigation From Local Agency								

x=Responsible for investigations
but not reporting activity

STATE FOOD SAFETY RESOURCE SURVEY

Number of Investigations of:								
Trace backs (not recalls)	Consumer Complaints (excluding FBI)	Shellfish Growing Areas	Commercial Fishing Areas	Farm Pesticide Residue	Chemical Residues in Meat, Milk, Fish, and Eggs	Disasters and/or Emergency Response	Animal Health Matters (food safety related)	Other
MISSOURI								
Missouri Department of Agriculture								
	24					4		1,650 ^d
Investigation From Local Agency								
NEBRASKA								
Nebraska Department of Agriculture								
6	166			x		20		
Investigation From Local Agency								
NEVADA								
Nevada State Health								
	10					10		
Investigation From Local Agency								
	2,302							
NEW HAMPSHIRE								
New Hampshire Department of Health and Human Services								
	110				4	33		
Investigation From Local Agency								
NEW JERSEY								
New Jersey Department of Health and Senior Services								
	72							
Investigation From Local Agency								

x=Responsible for investigations
but not reporting activity

STATE FOOD SAFETY RESOURCE SURVEY

Number of Investigations of:								
Trace backs (not recalls)	Consumer Complaints (excluding FBI)	Shellfish Growing Areas	Commercial Fishing Areas	Farm Pesticide Residue	Chemical Residues in Meat, Milk, Fish, and Eggs	Disasters and/or Emergency Response	Animal Health Matters (food safety related)	Other
NEW MEXICO								
New Mexico Environment Department								
1	x							
Investigation From Local Agency								
NEW YORK								
New York State Department of Agriculture and Markets								
	3,453					101		
Investigation From Local Agency								
New York State Department of Health								
	10,000					2		
Investigation From Local Agency								
NORTH CAROLINA								
North Carolina Department of Agriculture and Consumer Services - Food and Drug Protection Division								
2	403			5		29	10	
Investigation From Local Agency								
North Carolina Department of Environment and Natural Resources								
					2	3		
Investigation From Local Agency								
North Carolina Department of Agriculture - Meat and Poultry Inspection Division								
	6							
Investigation From Local Agency								
	12							
NORTH DAKOTA								
North Dakota Department of Health								
	45					12		1 ^e
Investigation From Local Agency								

x=Responsible for investigations
but not reporting activity

STATE FOOD SAFETY RESOURCE SURVEY

Number of Investigations of:								
Trace backs (not recalls)	Consumer Complaints (excluding FBI)	Shellfish Growing Areas	Commercial Fishing Areas	Farm Pesticide Residue	Chemical Residues in Meat, Milk, Fish, and Eggs	Disasters and/or Emergency Response	Animal Health Matters (food safety related)	Other
OHIO								
Ohio Department of Agriculture								
Investigation From Local Agency								
Ohio Department of Health								
	x							
Investigation From Local Agency								
OKLAHOMA								
Oklahoma Department of Agriculture - Food and Forestry								
	20							
Investigation From Local Agency								
Oklahoma State Department of Health								
	1,350					x		
Investigation From Local Agency								
OREGON								
Oregon Department of Agriculture								
10	506	25		75				1,000 ^f
Investigation From Local Agency								
Oregon Public Health Division								
Investigation From Local Agency								
	1808							
PENNSYLVANIA								
Pennsylvania Department of Agriculture - Bureau of Plant Industry								
	32							2 ^g
Investigation From Local Agency								

x=Responsible for investigations but not reporting activity

STATE FOOD SAFETY RESOURCE SURVEY

Number of Investigations of:								
Trace backs (not recalls)	Consumer Complaints (excluding FBI)	Shellfish Growing Areas	Commercial Fishing Areas	Farm Pesticide Residue	Chemical Residues in Meat, Milk, Fish, and Eggs	Disasters and/or Emergency Response	Animal Health Matters (food safety related)	Other
RHODE ISLAND								
Rhode Island Department of Health								
1	600							
Investigation From Local Agency								
SOUTH CAROLINA								
South Carolina Department of Health and Environmental Control								
	4,599							
Investigation From Local Agency								
SOUTH DAKOTA								
South Dakota Department of Agriculture								
				11	1		2	
Investigation From Local Agency								
TENNESSEE								
Tennessee Department of Agriculture								
6	762					2	3	
Investigation From Local Agency								
Tennessee Department of Health								
Investigation From Local Agency								
TEXAS								
Texas Department of State Health Services								
4	749	x	x		x	120	x	
Investigation From Local Agency								
Texas Feed and Fertilizer Control Service								
5	19							550 ⁿ
Investigation From Local Agency								

x=Responsible for investigations
but not reporting activity

STATE FOOD SAFETY RESOURCE SURVEY

Number of Investigations of:								
Trace backs (not recalls)	Consumer Complaints (excluding FBI)	Shellfish Growing Areas	Commercial Fishing Areas	Farm Pesticide Residue	Chemical Residues in Meat, Milk, Fish, and Eggs	Disasters and/or Emergency Response	Animal Health Matters (food safety related)	Other
VERMONT								
Vermont Agency of Agriculture - Food and Markets								
	15			86	60			
Investigation From Local Agency								
VIRGINIA								
Virginia Department of Health								
Investigation From Local Agency								
Virginia Department of Agriculture and Consumer Services								
2	827				38	22		
Investigation From Local Agency								
WASHINGTON								
Washington State Department of Agriculture								
x	55			20		5	3	
Investigation From Local Agency								
WEST VIRGINIA								
West Virginia Department of Agriculture								
	27							8 ⁱ
Investigation From Local Agency								
West Virginia Bureau for Public Health - Office of Environmental Health Services								
	13							
Investigation From Local Agency								

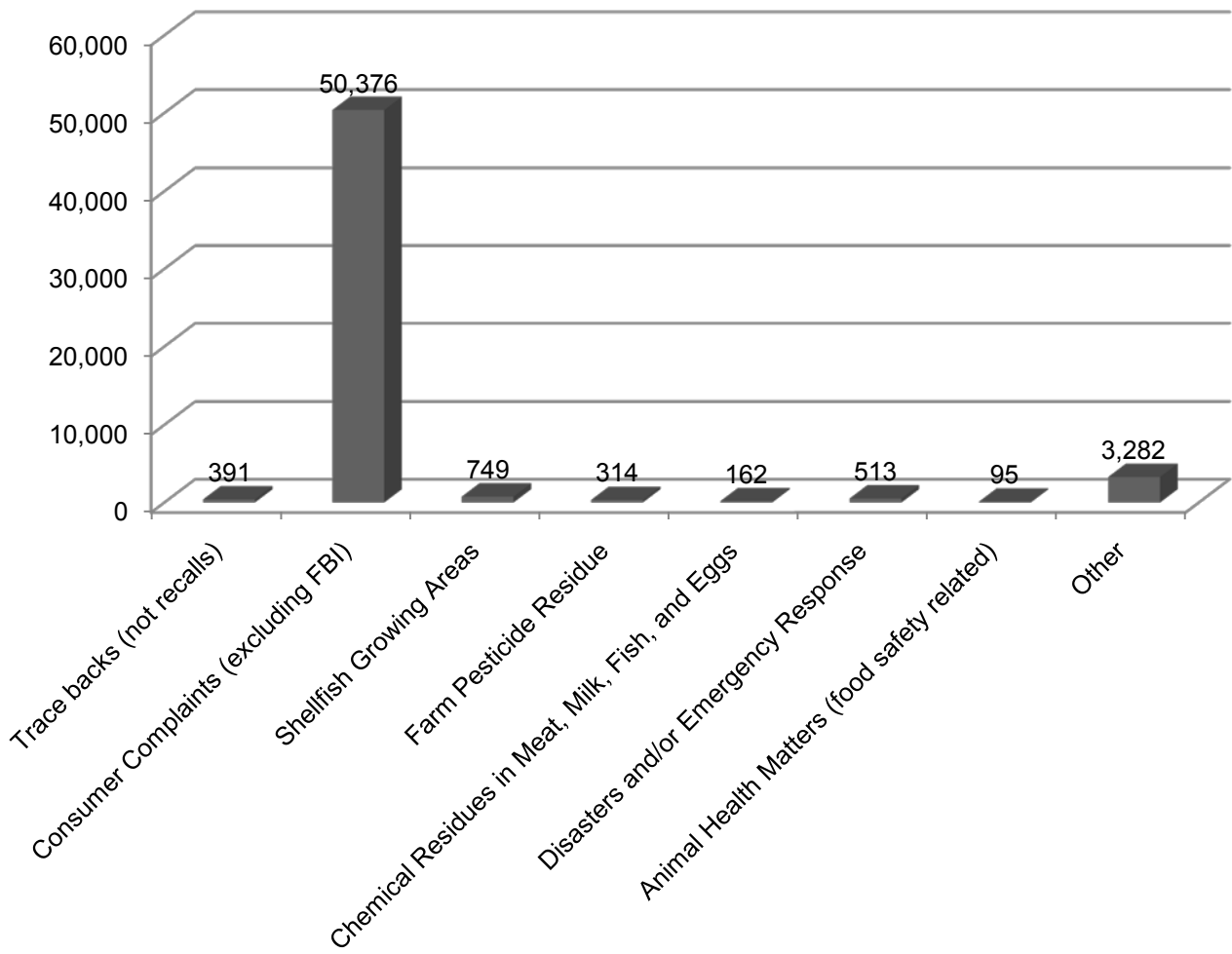
x=Responsible for investigations
but not reporting activity

STATE FOOD SAFETY RESOURCE SURVEY

Number of Investigations of:								
Trace backs (not recalls)	Consumer Complaints (excluding FBI)	Shellfish Growing Areas	Commercial Fishing Areas	Farm Pesticide Residue	Chemical Residues in Meat, Milk, Fish, and Eggs	Disasters and/or Emergency Response	Animal Health Matters (food safety related)	Other
WISCONSIN								
Wisconsin Department of Agriculture - Trade and Consumer Protection								
6	211			6	1	4		
Investigation From Local Agency								
WYOMING								
Wyoming Department of Agriculture								
	75							
Investigation From Local Agency								
	75							
^a =Recalls and effectiveness checks								
^b =Illegal slaughter								
^c =Recalls								
^d =Compliance								
^e =Norovirus								
^f =Recall audit checks								
^g =Foodborne								
^h =Grain elevator inspection								
ⁱ =Vegetable gardens								

x=Responsible for investigations
but not reporting activity

Investigation Totals



STATE FOOD SAFETY RESOURCE SURVEY

FOODBORNE DISEASE (Table 1 of 3)

Is your agency responsible for any of the following functions?				If more than one agency in your state is responsible for foodborne illness surveillance, investigation and response, do they meet to discuss these issues?			During the last 12 months for which you have data, how many confirmed foodborne disease outbreak epidemiological investigations did your agency conduct?	
Surveillance for foodborne disease outbreaks	Epidemiological investigations of foodborne disease outbreaks	Foodborne disease outbreak follow up inspections/investigations at food establishments	Receiving and investigating alleged foodborne disease complaints	Yes	No	If yes, how often would they typically meet?	# conducted	Does that include those performed by local agencies?
ALABAMA								
Alabama Department of Public Health								
x	x	x	x		x			
ALASKA								
Alaska Department of Environmental Conservation								
x	x	x	x	x		As needed	9	Yes
ARIZONA								
Arizona Department of Health Services								
x	x	x	x		x			Yes
ARKANSAS								
Arkansas Department of Health								
x	x	x	x		x		2	Yes
CALIFORNIA								
California Department of Public Health - Food and Drug Branch								
		x	x	x		Quarterly		

STATE FOOD SAFETY RESOURCE SURVEY

Is your agency responsible for any of the following functions?				If more than one agency in your state is responsible for foodborne illness surveillance, investigation and response, do they meet to discuss these issues?			During the last 12 months for which you have data, how many confirmed foodborne disease outbreak epidemiological investigations did your agency conduct?	
Surveillance for foodborne disease outbreaks	Epidemiological investigations of foodborne disease outbreaks	Foodborne disease outbreak follow up inspections/investigations at food establishments	Receiving and investigating alleged foodborne disease complaints	Yes	No	If yes, how often would they typically meet?	# conducted	Does that include those performed by local agencies?
COLORADO								
Colorado Department of Agriculture								
x					x			
Colorado Department Of Public Health and Environment								
x	x	x	x	x		Biannually	60	Yes
CONNECTICUT								
Connecticut Department of Public Health								
x	x	x	x		x		20	Yes
FLORIDA								
Florida Department of Agriculture and Consumer Service								
		x		x		Quarterly		
Florida Department of Business and Professional Regulation								
		x		x		Quarterly		
GEORGIA								
Georgia Department of Agriculture								
			x	x		Quarterly		
IDAHO								
Idaho Department of Health and Welfare								
x	x	x	x	x		Annually	4	Yes
Public Health Idaho North Central District								
x	x	x	x	x		Annually		

STATE FOOD SAFETY RESOURCE SURVEY

Is your agency responsible for any of the following functions?				If more than one agency in your state is responsible for foodborne illness surveillance, investigation and response, do they meet to discuss these issues?			During the last 12 months for which you have data, how many confirmed foodborne disease outbreak epidemiological investigations did your agency conduct?	
Surveillance for foodborne disease outbreaks	Epidemiological investigations of foodborne disease outbreaks	Foodborne disease outbreak follow up inspections/investigations at food establishments	Receiving and investigating alleged foodborne disease complaints	Yes	No	If yes, how often would they typically meet?	# conducted	Does that include those performed by local agencies?
ILLINOIS								
Illinois Department of Agriculture								
		x	x	x		Quarterly		
Illinois Department of Public Health								
x	x	x	x		x		32	Yes
INDIANA								
Indiana State Department of Health								
x	x	x	x		x		14	Yes

STATE FOOD SAFETY RESOURCE SURVEY

Is your agency responsible for any of the following functions?				If more than one agency in your state is responsible for foodborne illness surveillance, investigation and response, do they meet to discuss these issues?			During the last 12 months for which you have data, how many confirmed foodborne disease outbreak epidemiological investigations did your agency conduct?	
Surveillance for foodborne disease outbreaks	Epidemiological investigations of foodborne disease outbreaks	Foodborne disease outbreak follow up inspections/investigations at food establishments	Receiving and investigating alleged foodborne disease complaints	Yes	No	If yes, how often would they typically meet?	# conducted	Does that include those performed by local agencies?
IOWA								
Iowa Department of Inspections and Appeals								
		x	x	x		Monthly	9	Yes
KANSAS								
Kansas Department of Agriculture								
		x	x	x		Biannually		
KENTUCKY								
Kentucky Department for Public Health								
x	x	x	x	x		Biannually		
LOUISIANA								
Louisiana Office of Public Health/Center of Environmental Health Services								
x		x	x	x		Quarterly		
MAINE								
Maine Department of Agriculture - Food & Rural Resources								
		x		x		4-6 Time Per Year		
MARYLAND								
Maryland Department of Health and Mental Hygiene - Infectious Disease and Environmental Health Administration								
x	x	x		x		Monthly		

STATE FOOD SAFETY RESOURCE SURVEY

Is your agency responsible for any of the following functions?				If more than one agency in your state is responsible for foodborne illness surveillance, investigation and response, do they meet to discuss these issues?			During the last 12 months for which you have data, how many confirmed foodborne disease outbreak epidemiological investigations did your agency conduct?	
Surveillance for foodborne disease outbreaks	Epidemiological investigations of foodborne disease outbreaks	Foodborne disease outbreak follow up inspections/investigations at food establishments	Receiving and investigating alleged foodborne disease complaints	Yes	No	If yes, how often would they typically meet?	# conducted	Does that include those performed by local agencies?
MASSACHUSETTS								
Massachusetts Department of Public Health - Food Protection Program								
x		x	x	x		Biweekly	13	Yes
MICHIGAN								
Michigan Department of Agriculture								
x		x	x	x		As needed		
MINNESOTA								
Minnesota Department of Agriculture								
		x		x		During investigations		
MISSISSIPPI								
Mississippi State Department of Health								
x	x	x	x					
Mississippi Department of Agriculture and Commerce								
		x	x					
NEBRASKA								
Nebraska Department of Agriculture								
		x		x		Annually		
NEVADA								
Nevada State Health								
x	x	x	x	x		Monthly	25	No

STATE FOOD SAFETY RESOURCE SURVEY

Is your agency responsible for any of the following functions?				If more than one agency in your state is responsible for foodborne illness surveillance, investigation and response, do they meet to discuss these issues?			During the last 12 months for which you have data, how many confirmed foodborne disease outbreak epidemiological investigations did your agency conduct?	
Surveillance for foodborne disease outbreaks	Epidemiological investigations of foodborne disease outbreaks	Foodborne disease outbreak follow up inspections/investigations at food establishments	Receiving and investigating alleged foodborne disease complaints	Yes	No	If yes, how often would they typically meet?	# conducted	Does that include those performed by local agencies?
NEW HAMPSHIRE								
New Hampshire Department of Health and Human Services								
x	x	x	x				5	Yes
NEW MEXICO								
New Mexico Environment Department								
	x	x	x	x		2-3 Times	4	No
NEW YORK								
New York State Department of Agriculture and Markets								
		x		x		Monthly		
New York State Department of Health								
x	x	x	x	x		Monthly	30	Yes
NORTH CAROLINA								
North Carolina Department of Agriculture and Consumer Services - Food and Drug Protection Division								
		x	x	x		Bimonthly		
North Carolina Department of Environment and Natural Resources								
x	x	x	x	x		Bimonthly	16	Yes
North Carolina Department of Agriculture - Meat and Poultry Inspection Division								
			x	x		Quarterly		
NORTH DAKOTA								
North Dakota Department of Health								
		x	x	x		As needed		

STATE FOOD SAFETY RESOURCE SURVEY

Is your agency responsible for any of the following functions?				If more than one agency in your state is responsible for foodborne illness surveillance, investigation and response, do they meet to discuss these issues?			During the last 12 months for which you have data, how many confirmed foodborne disease outbreak epidemiological investigations did your agency conduct?	
Surveillance for foodborne disease outbreaks	Epidemiological investigations of foodborne disease outbreaks	Foodborne disease outbreak follow up inspections/investigations at food establishments	Receiving and investigating alleged foodborne disease complaints	Yes	No	If yes, how often would they typically meet?	# conducted	Does that include those performed by local agencies?
OHIO								
Ohio Department of Health								
x	x		x	x		Weekly	27	Yes
OKLAHOMA								
Oklahoma Department of Agriculture - Food and Forestry								
		x	x	x		Varies		
Oklahoma State Department of Health								
x	x	x	x	x		Weekly	3	Yes

STATE FOOD SAFETY RESOURCE SURVEY

Is your agency responsible for any of the following functions?				If more than one agency in your state is responsible for foodborne illness surveillance, investigation and response, do they meet to discuss these issues?			During the last 12 months for which you have data, how many confirmed foodborne disease outbreak epidemiological investigations did your agency conduct?	
Surveillance for foodborne disease outbreaks	Epidemiological investigations of foodborne disease outbreaks	Foodborne disease outbreak follow up inspections/investigations at food establishments	Receiving and investigating alleged foodborne disease complaints	Yes	No	If yes, how often would they typically meet?	# conducted	Does that include those performed by local agencies?
OREGON								
Oregon Department of Agriculture								
x		x	x	x		Quarterly		
Oregon Public Health Division								
x	x	x					22	Yes
RHODE ISLAND								
Rhode Island Department of Health								
x	x	x	x				2	Yes
SOUTH CAROLINA								
South Carolina Department of Health and Environmental Control								
x	x	x	x		x		5	
SOUTH DAKOTA								
South Dakota Department of Agriculture								
				x		As needed		

STATE FOOD SAFETY RESOURCE SURVEY

Is your agency responsible for any of the following functions?				If more than one agency in your state is responsible for foodborne illness surveillance, investigation and response, do they meet to discuss these issues?			During the last 12 months for which you have data, how many confirmed foodborne disease outbreak epidemiological investigations did your agency conduct?	
Surveillance for foodborne disease outbreaks	Epidemiological investigations of foodborne disease outbreaks	Foodborne disease outbreak follow up inspections/investigations at food establishments	Receiving and investigating alleged foodborne disease complaints	Yes	No	If yes, how often would they typically meet?	# conducted	Does that include those performed by local agencies?
TENNESSEE								
Tennessee Department of Agriculture								
x	x	x	x	x		As needed	17	Yes
Tennessee Department of Health								
TEXAS								
Texas Department of State Health Services								
x	x	x	x	x		Biannually	42	No
Texas Feed and Fertilizer Control Service								
x				x		Annually		
VERMONT								
Vermont Agency of Agriculture - Food and Markets								
x		x	x	x		Annually		
VIRGINIA								
Virginia Department of Agriculture and Consumer Services								
		x	x	x		Annually		
WASHINGTON								
Washington State Department of Agriculture								
	x		x	x		3 Times a Year		

STATE FOOD SAFETY RESOURCE SURVEY

Is your agency responsible for any of the following functions?				If more than one agency in your state is responsible for foodborne illness surveillance, investigation and response, do they meet to discuss these issues?			During the last 12 months for which you have data, how many confirmed foodborne disease outbreak epidemiological investigations did your agency conduct?	
Surveillance for foodborne disease outbreaks	Epidemiological investigations of foodborne disease outbreaks	Foodborne disease outbreak follow up inspections/investigations at food establishments	Receiving and investigating alleged foodborne disease complaints	Yes	No	If yes, how often would they typically meet?	# conducted	Does that include those performed by local agencies?
WEST VIRGINIA								
West Virginia Department of Agriculture								
			x	x		As needed		
West Virginia Bureau for Public Health - Office of Environmental Health Services								
x	x	x	x	x		As needed	2	Yes
WISCONSIN								
Wisconsin Department of Agriculture - Trade and Consumer Protection								
		x	x	x		As needed		
WYOMING								
Wyoming Department of Agriculture								
		x	x	x		Weekly		

STATE FOOD SAFETY RESOURCE SURVEY

FOODBORNE DISEASE (Table 2 of 3)

During the last 12 months for which you have data, how many confirmed foodborne disease outbreak follow up inspections/investigations did your agency conduct?		During the last 12 months for which you have data, how many foodborne disease outbreak investigations did your agency conduct?	
# conducted	Does that include those performed by local agencies?	# conducted	Does that include those performed by local agencies?
ALABAMA			
Alabama Department of Public Health			
		4	
ALASKA			
Alaska Department of Environmental Conservation			
3	Yes	19	Yes
ARIZONA			
Arizona Department of Health Services			
	Yes		
ARKANSAS			
Arkansas Department of Health			
1	Yes	2	Yes
CALIFORNIA			
California Department of Public Health - Food and Drug Branch			
18	No	18	No
COLORADO			
Colorado Department of Agriculture			
2	Yes	2	Yes
Colorado Department Of Public Health and Environment			
60	Yes	5	Yes
CONNECTICUT			
Connecticut Department of Public Health			
20	Yes	21	Yes
FLORIDA			
Florida Department of Agriculture and Consumer Service			
5	No		
Florida Department of Business and Professional Regulation			

STATE FOOD SAFETY RESOURCE SURVEY

During the last 12 months for which you have data, how many confirmed foodborne disease outbreak follow up inspections/investigations did your agency conduct?		During the last 12 months for which you have data, how many foodborne disease outbreak investigations did your agency conduct?	
# conducted	Does that include those performed by local agencies?	# conducted	Does that include those performed by local agencies?
IDAHO			
Idaho Department of Health and Welfare			
4	Yes		
Public Health Idaho North Central District			
ILLINOIS			
Illinois Department of Agriculture			
Illinois Department of Public Health			
		77	Yes
INDIANA			
Indiana State Department of Health			
8	Yes	29	Yes
Office of Indiana State Chemist			
IOWA			
Iowa Department of Inspections and Appeals			
9	Yes	27	Yes
KANSAS			
Kansas Department of Agriculture			
20	Yes		
KENTUCKY			
Kentucky Department for Public Health			
		37	Yes
MASSACHUSETTS			
Massachusetts Department of Public Health - Food Protection Program			
13	Yes	144	Yes
MICHIGAN			
Michigan Department of Agriculture			
21	Yes	172	Yes
MISSISSIPPI			
Mississippi State Department of Health			
		45	

STATE FOOD SAFETY RESOURCE SURVEY

During the last 12 months for which you have data, how many confirmed foodborne disease outbreak follow up inspections/investigations did your agency conduct?		During the last 12 months for which you have data, how many foodborne disease outbreak investigations did your agency conduct?	
# conducted	Does that include those performed by local agencies?	# conducted	Does that include those performed by local agencies?
NEVADA			
Nevada State Health			
15	No	44	Yes
NEW HAMPSHIRE			
New Hampshire Department of Health and Human Services			
5	Yes	3	
NEW MEXICO			
New Mexico Environment Department			
12	No	94	No
NEW YORK			
New York State Department of Health			
30	Yes	53	Yes
NORTH CAROLINA			
North Carolina Department of Agriculture and Consumer Services - Food and Drug Protection Division			
1	No		
NORTH DAKOTA			
North Dakota Department of Health			
6	No		

STATE FOOD SAFETY RESOURCE SURVEY

During the last 12 months for which you have data, how many confirmed foodborne disease outbreak follow up inspections/investigations did your agency conduct?		During the last 12 months for which you have data, how many foodborne disease outbreak investigations did your agency conduct?	
# conducted	Does that include those performed by local agencies?	# conducted	Does that include those performed by local agencies?
OHIO			
Ohio Department of Health			
		87	
OKLAHOMA			
Oklahoma State Department of Health			
3	Yes	1	Yes
OREGON			
Oregon Public Health Division			
22	Yes	350	Yes
RHODE ISLAND			
Rhode Island Department of Health			
2	Yes	4	Yes
TENNESSEE			
Tennessee Department of Agriculture			
		25	Yes
VERMONT			
Vermont Agency of Agriculture - Food and Markets			
1		1	
WASHINGTON			
Washington State Department of Agriculture			
3			
WEST VIRGINIA			
West Virginia Bureau for Public Health - Office of Environmental Health Services			
1	Yes	4	Yes
WISCONSIN			
Wisconsin Department of Agriculture - Trade and Consumer Protection			
8	No		
WYOMING			
Wyoming Department of Agriculture			
7	No	7	No

STATE FOOD SAFETY RESOURCE SURVEY

FOODBORNE DISEASE (Table 3 of 3)

During the last 12 months for which you have data, how many foodborne disease outbreak follow up inspections/investigations did your agency conduct?		During the last 12 months for which you have data, how many alleged foodborne disease complaints (including ill food worker complaints) were received by your agency?
# conducted	Does that include those performed by local agencies?	# complaints
ALASKA		
Alaska Department of Environmental Conservation		
8	Yes	89
ARKANSAS		
Arkansas Department of Health		
1	Yes	
CALIFORNIA		
California Department of Public Health - Food and Drug Branch		
		2
COLORADO		
Colorado Department of Agriculture		
		1
Colorado Department Of Public Health and Environment		
5	Yes	
CONNECTICUT		
Connecticut Department of Public Health		
21	Yes	249
GEORGIA		
Georgia Department of Agriculture		
		335
ILLINOIS		
Illinois Department of Agriculture		
1	Yes	
Illinois Department of Public Health		
INDIANA		
Indiana State Department of Health		
9	Yes	
IOWA		
Iowa Department of Inspections and Appeals		
27	Yes	212

STATE FOOD SAFETY RESOURCE SURVEY

During the last 12 months for which you have data, how many foodborne disease outbreak follow up inspections/investigations did your agency conduct?		During the last 12 months for which you have data, how many alleged foodborne disease complaints (including ill food worker complaints) were received by your agency?
# conducted	Does that include those performed by local agencies?	# complaints
KANSAS		
Kansas Department of Agriculture		
100	Yes	230
KENTUCKY		
Kentucky Department for Public Health		
11	Yes	3000
MASSACHUSETTS		
Massachusetts Department of Public Health - Food Protection Program		
80	Yes	509
MICHIGAN		
Michigan Department of Agriculture		
172	Yes	72
MISSISSIPPI		
Mississippi State Department of Health		
70		70
NEVADA		
Nevada State Health		
5	No	658
NEW HAMPSHIRE		
New Hampshire Department of Health and Human Services		
3		
NEW MEXICO		
New Mexico Environment Department		
200	No	1072
NEW YORK		
New York State Department of Agriculture and Markets		
2	No	
New York State Department of Health		
53	Yes	5000

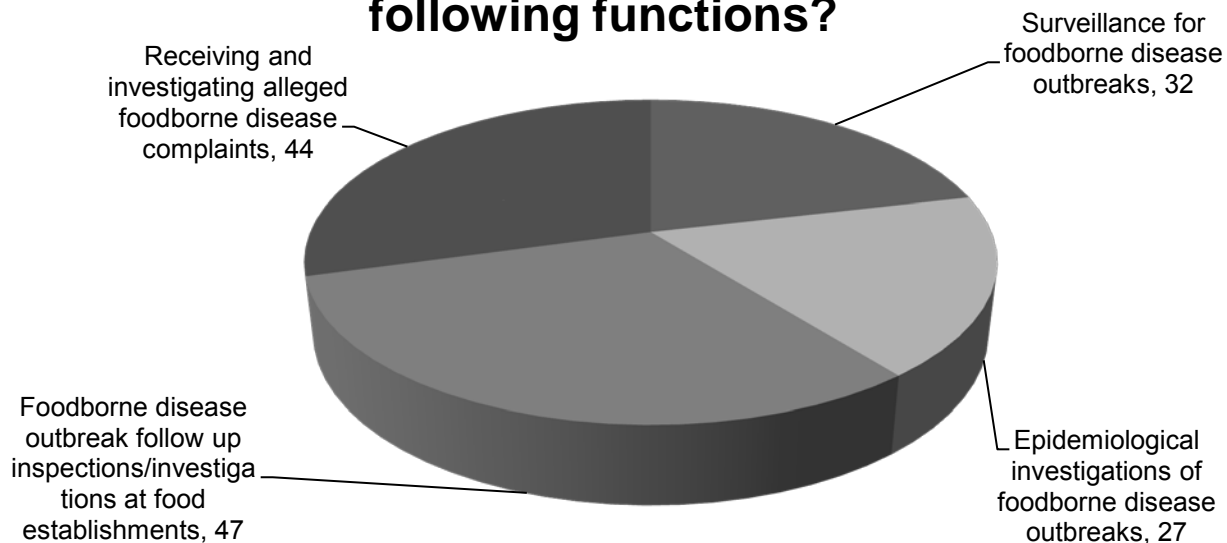
STATE FOOD SAFETY RESOURCE SURVEY

During the last 12 months for which you have data, how many foodborne disease outbreak follow up inspections/investigations did your agency conduct?		During the last 12 months for which you have data, how many alleged foodborne disease complaints (including ill food worker complaints) were received by your agency?
# conducted	Does that include those performed by local agencies?	# complaints
NORTH CAROLINA		
North Carolina Department of Agriculture and Consumer Services - Food and Drug Protection Division		
4	No	32
North Carolina Department of Agriculture - Meat and Poultry Inspection Division		
		6
NORTH DAKOTA		
North Dakota Department of Health		
10	No	
OKLAHOMA		
Oklahoma State Department of Health		
1	Yes	5
OREGON		
Oregon Department of Agriculture		
		150
Oregon Public Health Division		
350	Yes	988
RHODE ISLAND		
Rhode Island Department of Health		
4	Yes	99
SOUTH CAROLINA		
South Carolina Department of Health and Environmental Control		
		253
TENNESSEE		
Tennessee Department of Agriculture		
10	No	10
VERMONT		
Vermont Agency of Agriculture - Food and Markets		
		2
VIRGINIA		
Virginia Department of Agriculture and Consumer Services		
		270

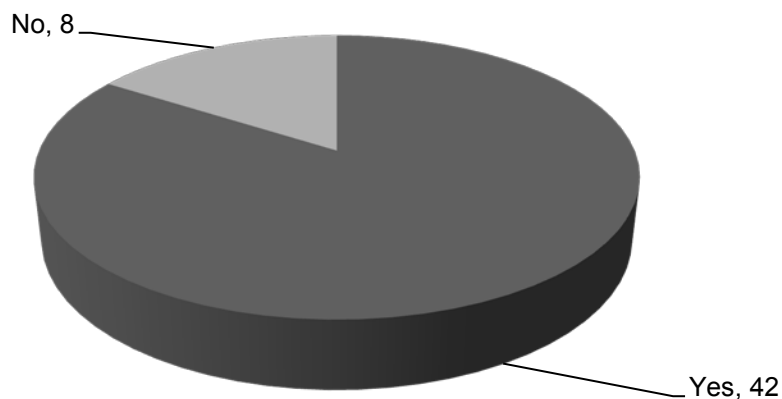
STATE FOOD SAFETY RESOURCE SURVEY

During the last 12 months for which you have data, how many foodborne disease outbreak follow up inspections/investigations did your agency conduct?		During the last 12 months for which you have data, how many alleged foodborne disease complaints (including ill food worker complaints) were received by your agency?
# conducted	Does that include those performed by local agencies?	# complaints
WASHINGTON		
Washington State Department of Agriculture		
3		35
WEST VIRGINIA		
West Virginia Bureau for Public Health - Office of Environmental Health Services		
3	Yes	
WISCONSIN		
Wisconsin Department of Agriculture - Trade and Consumer Protection		
8	No	25
WYOMING		
Wyoming Department of Agriculture		
7	No	30

Is your agency responsible for any of the following functions?



If more than one agency in your state is responsible for foodborne illness surveillance, investigation and response, do they meet to discuss these issues?



STATE FOOD SAFETY RESOURCE SURVEY

ENFORCEMENT ACTIONS (Table 1 of 1)

Number of Enforcement Actions of:													
Embargo/Seizure/Condemnation	Stop Sale	Health Advisories	Monetary Penalties	License/Permit Revocation	Injunction	Criminal Prosecutions or Complaints	Warning Letters	Hearings	Closures	Voluntary Destruction/Disposal	License/Permit Suspension	Other	How many food recalls were coordinated and then monitored by your agency?
ALABAMA													
Alabama Department of Public Health													
x	x	x		x		x		x	x	x	x		
Enforcement Actions From Local Agency													
ALASKA													
Alaska Department of Environmental Conservation													
23			x			2	397	x	21	49	24		34
Enforcement Actions From Local Agency													
ARIZONA													
Arizona Department of Health Services													
x	x			x	x	x	x	x	x	x	x		
Enforcement Actions From Local Agency													

x=Agency has enforcement authority but not reporting activity

STATE FOOD SAFETY RESOURCE SURVEY

Number of Enforcement Actions of:													
Embargo/Seizure/Condemnation	Stop Sale	Health Advisories	Monetary Penalties	License/Permit Revocation	Injunction	Criminal Prosecutions or Complaints	Warning Letters	Hearings	Closures	Voluntary Destruction/Disposal	License/Permit Suspension	Other	How many food recalls were coordinated and then monitored by your agency?
ARKANSAS													
Arkansas Department of Health													
x		x	x	x			x	x		x			
Enforcement Actions From Local Agency													
CALIFORNIA													
California Department of Public Health - Food and Drug Branch													
62		26	5	x	1		30	6		180		132 ^a	159
Enforcement Actions From Local Agency													

x=Agency has enforcement authority but not reporting activity

STATE FOOD SAFETY RESOURCE SURVEY

Number of Enforcement Actions of:													
Embargo/Seizure/Condemnation	Stop Sale	Health Advisories	Monetary Penalties	License/Permit Revocation	Injunction	Criminal Prosecutions or Complaints	Warning Letters	Hearings	Closures	Voluntary Destruction/Disposal	License/Permit Suspension	Other	How many food recalls were coordinated and then monitored by your agency?
COLORADO													
Colorado Department of Agriculture													
x	x		3	x		5	161		1		13		
Enforcement Actions From Local Agency													
Colorado Department Of Public Health and Environment													
185	2	4	40	x	x	x	418	x	3	x (incl with embargo)	x		423
Enforcement Actions From Local Agency													
CONNECTICUT													
Connecticut Department of Public Health													
		42						x					
Enforcement Actions From Local Agency													

x=Agency has enforcement authority but not reporting activity

STATE FOOD SAFETY RESOURCE SURVEY

Number of Enforcement Actions of:													
Embargo/Seizure/Condemnation	Stop Sale	Health Advisories	Monetary Penalties	License/Permit Revocation	Injunction	Criminal Prosecutions or Complaints	Warning Letters	Hearings	Closures	Voluntary Destruction/Disposal	License/Permit Suspension	Other	How many food recalls were coordinated and then monitored by your agency?
FLORIDA													
Florida Department of Agriculture and Consumer Service													
3	3,688		46		x		5,813	268	172	9,262	39		6
Enforcement Actions From Local Agency													
Florida Department of Business and Professional Regulation													
			4,934					4,392	600				
Enforcement Actions From Local Agency													
GEORGIA													
Georgia Department of Agriculture													
	494		115	1		5	26	2	8	14	2		301
Enforcement Actions From Local Agency													

x=Agency has enforcement authority but not reporting activity

STATE FOOD SAFETY RESOURCE SURVEY

Number of Enforcement Actions of:													
Embargo/Seizure/Condemnation	Stop Sale	Health Advisories	Monetary Penalties	License/Permit Revocation	Injunction	Criminal Prosecutions or Complaints	Warning Letters	Hearings	Closures	Voluntary Destruction/Disposal	License/Permit Suspension	Other	How many food recalls were coordinated and then monitored by your agency?
IDAHO													
Idaho Department of Health and Welfare													
Enforcement Actions From Local Agency													
5				1			1	3	8	25	9		
Public Health Idaho North Central District													
Enforcement Actions From Local Agency													
				1				2	2		3		

x=Agency has enforcement authority but not reporting activity

STATE FOOD SAFETY RESOURCE SURVEY

Number of Enforcement Actions of:													
Embargo/Seizure/Condemnation	Stop Sale	Health Advisories	Monetary Penalties	License/Permit Revocation	Injunction	Criminal Prosecutions or Complaints	Warning Letters	Hearings	Closures	Voluntary Destruction/Disposal	License/Permit Suspension	Other	How many food recalls were coordinated and then monitored by your agency?
ILLINOIS													
Illinois Department of Agriculture													
	189		72	x			216	14					
Enforcement Actions From Local Agency													
Illinois Department of Public Health													
12	x	x	1							15	20		5
Enforcement Actions From Local Agency													

x=Agency has enforcement authority but not reporting activity

STATE FOOD SAFETY RESOURCE SURVEY

Number of Enforcement Actions of:													
Embargo/Seizure/Condemnation	Stop Sale	Health Advisories	Monetary Penalties	License/Permit Revocation	Injunction	Criminal Prosecutions or Complaints	Warning Letters	Hearings	Closures	Voluntary Destruction/Disposal	License/Permit Suspension	Other	How many food recalls were coordinated and then monitored by your agency?
INDIANA													
Indiana State Department of Health													
		6	1					1		x			1
Enforcement Actions From Local Agency													
Office of Indiana State Chemist													
	264						15						
Enforcement Actions From Local Agency													
KANSAS													
Kansas Department of Agriculture													
83	20		68	x	1			3	174	1,936	x	12 ^b	
Enforcement Actions From Local Agency													
KENTUCKY													
Kentucky Department for Public Health													
		12						50					
Enforcement Actions From Local Agency													
842				5	3					837			

x=Agency has enforcement authority but not reporting activity

STATE FOOD SAFETY RESOURCE SURVEY

Number of Enforcement Actions of:													
Embargo/Seizure/Condemnation	Stop Sale	Health Advisories	Monetary Penalties	License/Permit Revocation	Injunction	Criminal Prosecutions or Complaints	Warning Letters	Hearings	Closures	Voluntary Destruction/Disposal	License/Permit Suspension	Other	How many food recalls were coordinated and then monitored by your agency?
LOUISIANA													
Louisiana Office of Public Health/Center of Environmental Health Services													
18				2					2	26	29		1
Enforcement Actions From Local Agency													
MAINE													
Maine Department of Agriculture - Food & Rural Resources													
10	2		x	x		x	20	x	x	10	5		
Enforcement Actions From Local Agency													

x=Agency has enforcement authority but not reporting activity

STATE FOOD SAFETY RESOURCE SURVEY

Number of Enforcement Actions of:													
Embargo/Seizure/Condemnation	Stop Sale	Health Advisories	Monetary Penalties	License/Permit Revocation	Injunction	Criminal Prosecutions or Complaints	Warning Letters	Hearings	Closures	Voluntary Destruction/Disposal	License/Permit Suspension	Other	How many food recalls were coordinated and then monitored by your agency?
MARYLAND													
Maryland Department of Health and Mental Hygiene - Infectious Disease and Environmental Health Administration													
x	1	1	x	x	x	x	49	(incl in warning letters)	(incl in warning letters)	15	x		
Enforcement Actions From Local Agency													
Maryland Department of Agriculture													
5	723		x	20		x	5	x		15	10		
Enforcement Actions From Local Agency													
MASSACHUSETTS													
Massachusetts Department of Public Health - Food Protection Program													
22		16	1	1	1	x	312	1	1	63	2		10
Enforcement Actions From Local Agency													

x=Agency has enforcement authority but not reporting activity

STATE FOOD SAFETY RESOURCE SURVEY

Number of Enforcement Actions of:													
Embargo/Seizure/Condemnation	Stop Sale	Health Advisories	Monetary Penalties	License/Permit Revocation	Injunction	Criminal Prosecutions or Complaints	Warning Letters	Hearings	Closures	Voluntary Destruction/Disposal	License/Permit Suspension	Other	How many food recalls were coordinated and then monitored by your agency?
MICHIGAN													
Michigan Department of Agriculture													
781	(incl in other)	x	87,808	(incl in other)	x	2	784	19	3	x	132	1,071 ^c	
Enforcement Actions From Local Agency													
MINNESOTA													
Minnesota Department of Agriculture													
26			37				1,259	3		220	117		
Enforcement Actions From Local Agency													
3										9			

x=Agency has enforcement authority but not reporting activity

STATE FOOD SAFETY RESOURCE SURVEY

Number of Enforcement Actions of:													
Embargo/Seizure/Condemnation	Stop Sale	Health Advisories	Monetary Penalties	License/Permit Revocation	Injunction	Criminal Prosecutions or Complaints	Warning Letters	Hearings	Closures	Voluntary Destruction/Disposal	License/Permit Suspension	Other	How many food recalls were coordinated and then monitored by your agency?
MISSISSIPPI													
Mississippi State Department of Health													
x	x	x	x	x	x	x		x	x		x	x ^d	4
Enforcement Actions From Local Agency													
Mississippi Department of Agriculture and Commerce													
	x		2	x	x	2	7	x	x	x	x		
Enforcement Actions From Local Agency													
MISSOURI													
Missouri Department of Agriculture													
12	752		x	19		x	280	4	1	20	3		
Enforcement Actions From Local Agency													
							40	4					
NEBRASKA													
Nebraska Department of Agriculture													
x	949	x		x	x		6	20	5	x	4		4
Enforcement Actions From Local Agency													

x=Agency has enforcement authority but not reporting activity

STATE FOOD SAFETY RESOURCE SURVEY

Number of Enforcement Actions of:													
Embargo/Seizure/Condemnation	Stop Sale	Health Advisories	Monetary Penalties	License/Permit Revocation	Injunction	Criminal Prosecutions or Complaints	Warning Letters	Hearings	Closures	Voluntary Destruction/Disposal	License/Permit Suspension	Other	How many food recalls were coordinated and then monitored by your agency?
NEVADA													
Nevada State Health													
10	10	4		x			9	x	10	20	x		6
Enforcement Actions From Local Agency													
NEW HAMPSHIRE													
New Hampshire Department of Health and Human Services													
x			x	2	1	x	x	2	x	x	x		
Enforcement Actions From Local Agency													
NEW MEXICO													
New Mexico Environment Department													
				1	1	1		2	99		14	267 ^e	60
Enforcement Actions From Local Agency													

x=Agency has enforcement authority but not reporting activity

STATE FOOD SAFETY RESOURCE SURVEY

Number of Enforcement Actions of:													
Embargo/Seizure/Condemnation	Stop Sale	Health Advisories	Monetary Penalties	License/Permit Revocation	Injunction	Criminal Prosecutions or Complaints	Warning Letters	Hearings	Closures	Voluntary Destruction/Disposal	License/Permit Suspension	Other	How many food recalls were coordinated and then monitored by your agency?
NEW YORK													
New York State Department of Agriculture and Markets													
2,406	20		8,382	40	20		6,627	99					
Enforcement Actions From Local Agency													
New York State Department of Health													
x		x	x	x				x	x	x			
Enforcement Actions From Local Agency													

x=Agency has enforcement authority but not reporting activity

STATE FOOD SAFETY RESOURCE SURVEY

Number of Enforcement Actions of:													
Embargo/Seizure/Condemnation	Stop Sale	Health Advisories	Monetary Penalties	License/Permit Revocation	Injunction	Criminal Prosecutions or Complaints	Warning Letters	Hearings	Closures	Voluntary Destruction/Disposal	License/Permit Suspension	Other	How many food recalls were coordinated and then monitored by your agency?
NORTH CAROLINA													
North Carolina Department of Agriculture and Consumer Services - Food and Drug Protection Division													
437	8		213	x			23	x	42		x		11
Enforcement Actions From Local Agency													
North Carolina Department of Environment and Natural Resources													
x			394		x	x		x		x	603		
Enforcement Actions From Local Agency													
North Carolina Department of Agriculture - Meat and Poultry Inspection Division													
34			13			2	49			16	1		
Enforcement Actions From Local Agency													
NORTH DAKOTA													
North Dakota Department of Health													
							25			30			
Enforcement Actions From Local Agency													
												5	

x=Agency has enforcement authority but not reporting activity

STATE FOOD SAFETY RESOURCE SURVEY

Number of Enforcement Actions of:													
Embargo/Seizure/Condemnation	Stop Sale	Health Advisories	Monetary Penalties	License/Permit Revocation	Injunction	Criminal Prosecutions or Complaints	Warning Letters	Hearings	Closures	Voluntary Destruction/Disposal	License/Permit Suspension	Other	How many food recalls were coordinated and then monitored by your agency?
OHIO													
Ohio Department of Agriculture													
5	2						206				274		68
Enforcement Actions From Local Agency													
OKLAHOMA													
Oklahoma Department of Agriculture - Food and Forestry													
20	3		2			1	27	x	x	1	x		
Enforcement Actions From Local Agency													
Oklahoma State Department of Health													
5	x		200	3	x		250	220	3	x	x		3
Enforcement Actions From Local Agency													

x=Agency has enforcement authority but not reporting activity

STATE FOOD SAFETY RESOURCE SURVEY

Number of Enforcement Actions of:													
Embargo/Seizure/Condemnation	Stop Sale	Health Advisories	Monetary Penalties	License/Permit Revocation	Injunction	Criminal Prosecutions or Complaints	Warning Letters	Hearings	Closures	Voluntary Destruction/Disposal	License/Permit Suspension	Other	How many food recalls were coordinated and then monitored by your agency?
OREGON													
Oregon Department of Agriculture													
12	25		x	x		x	32	x	36	105	x		8
Enforcement Actions From Local Agency													
Oregon Public Health Division													
Enforcement Actions From Local Agency													
									59			129 ^g	
PENNSYLVANIA													
Pennsylvania Department of Agriculture - Bureau of Plant Industry													
x	11	x	x	x	x	x	35	x			x		
Enforcement Actions From Local Agency													
RHODE ISLAND													
Rhode Island Department of Health													
50		2	763	x		x	38	33	25	350	x		126
Enforcement Actions From Local Agency													

x=Agency has enforcement authority but not reporting activity

STATE FOOD SAFETY RESOURCE SURVEY

Number of Enforcement Actions of:													
Embargo/Seizure/Condemnation	Stop Sale	Health Advisories	Monetary Penalties	License/Permit Revocation	Injunction	Criminal Prosecutions or Complaints	Warning Letters	Hearings	Closures	Voluntary Destruction/Disposal	License/Permit Suspension	Other	How many food recalls were coordinated and then monitored by your agency?
SOUTH CAROLINA													
South Carolina Department of Health and Environmental Control													
x				81			x	x	x	x	(incl with lic revocation)		
Enforcement Actions From Local Agency													
SOUTH DAKOTA													
South Dakota Department of Agriculture													
	43						157			2	54		
Enforcement Actions From Local Agency													

x=Agency has enforcement authority but not reporting activity

STATE FOOD SAFETY RESOURCE SURVEY

Number of Enforcement Actions of:													
Embargo/Seizure/Condemnation	Stop Sale	Health Advisories	Monetary Penalties	License/Permit Revocation	Injunction	Criminal Prosecutions or Complaints	Warning Letters	Hearings	Closures	Voluntary Destruction/Disposal	License/Permit Suspension	Other	How many food recalls were coordinated and then monitored by your agency?
TENNESSEE													
Tennessee Department of Agriculture													
200	158		999	1			206	38	54	5		355 ^h	
Enforcement Actions From Local Agency													
TEXAS													
Texas Department of State Health Services													
570		42	41	1	2	x	900	38	6	358	1	25 ⁱ	
Enforcement Actions From Local Agency													
Texas Feed and Fertilizer Control Service													
147	142						1829	2	1				
Enforcement Actions From Local Agency													
VERMONT													
Vermont Agency of Agriculture - Food and Markets													
	40		2				50	8					1
Enforcement Actions From Local Agency													

x=Agency has enforcement authority but not reporting activity

STATE FOOD SAFETY RESOURCE SURVEY

Number of Enforcement Actions of:													
Embargo/Seizure/Condemnation	Stop Sale	Health Advisories	Monetary Penalties	License/Permit Revocation	Injunction	Criminal Prosecutions or Complaints	Warning Letters	Hearings	Closures	Voluntary Destruction/Disposal	License/Permit Suspension	Other	How many food recalls were coordinated and then monitored by your agency?
VIRGINIA													
Virginia Department of Agriculture and Consumer Services													
58	45		51	x	x	11	450	39		1,945	38		2
Enforcement Actions From Local Agency													
WASHINGTON													
Washington State Department of Agriculture													
10	10	2		x			225	x		25	x		3
Enforcement Actions From Local Agency													
WEST VIRGINIA													
West Virginia Department of Agriculture													
x	154		170	20		x	5	16		x	9		
Enforcement Actions From Local Agency													
West Virginia Bureau for Public Health - Office of Environmental Health Services													
							25	x		6	15		
Enforcement Actions From Local Agency													

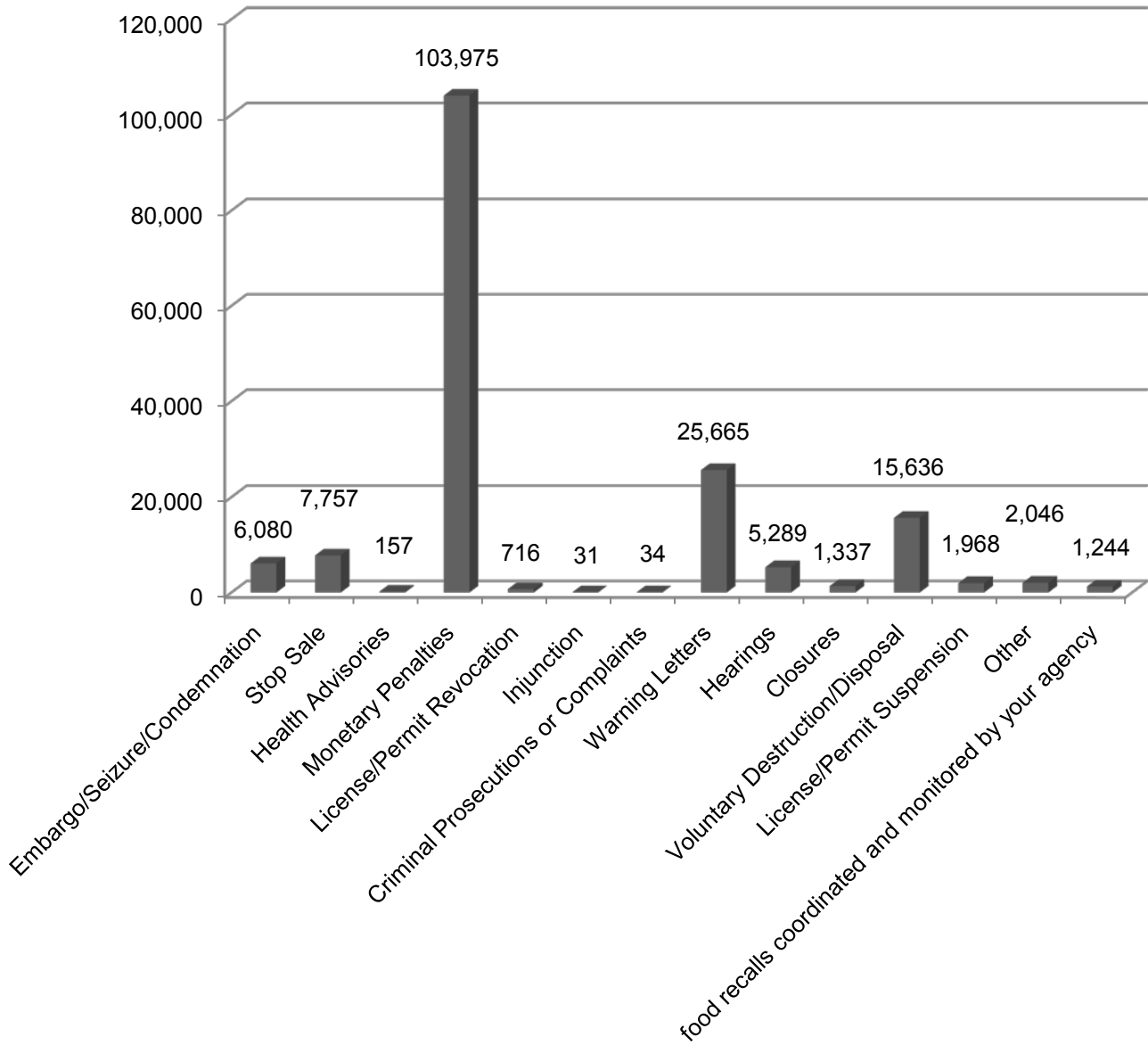
x=Agency has enforcement authority but not reporting activity

STATE FOOD SAFETY RESOURCE SURVEY

Number of Enforcement Actions of:													
Embargo/Seizure/Condemnation	Stop Sale	Health Advisories	Monetary Penalties	License/Permit Revocation	Injunction	Criminal Prosecutions or Complaints	Warning Letters	Hearings	Closures	Voluntary Destruction/Disposal	License/Permit Suspension	Other	How many food recalls were coordinated and then monitored by your agency?
WISCONSIN													
Wisconsin Department of Agriculture - Trade and Consumer Protection													
23	2		6	123	1	3	4,653	x	1	67	547	50 ^j	5
Enforcement Actions From Local Agency													
WYOMING													
Wyoming Department of Agriculture													
1				x			5	x	x	10	x		3
Enforcement Actions From Local Agency													
^a =Quarantine/Restraining Order													
^b =Cease & Desist													
^c =Total Enforcement actions including stop sales & lic./permit revocation													
^d =Enforcement notice													
^g =Failed inspection													
^h =Advisory letter													
ⁱ =Referrals to the Attorney General													
^j =Pre-charging conference													

x=Agency has enforcement authority but not reporting activity

Enforcement Action Totals



STATE FOOD SAFETY RESOURCE SURVEY

FOOD LABORATORY (Table 1 of 4)

Number of Samples Analyzed of:						
Food Chemistry	Microbiology	Pesticide Residue	Animal Feed Samples	Pet Food	Antibiotic Residue	BSE Ruminant Protein Products
ALASKA						
Alaska Department of Environmental Conservation						
39,951	41,077	x	x	x	x	
ARIZONA						
Arizona Department of Health Services						
x	x	x				
ARKANSAS						
Arkansas Department of Health						
40	179				14	
CALIFORNIA						
California Department of Public Health - Food and Drug Branch						
1,717	1,370					
COLORADO						
Colorado Department of Agriculture						
	1,445	191	698	356		192
Colorado Department Of Public Health and Environment						
3	2,280	x			x	
CONNECTICUT						
Connecticut Department of Public Health						
	1,000					
FLORIDA						
Florida Department of Agriculture and Consumer Service						
2,267	29,504	1,584	2,414	(incl in animal feed)	3,852	342
GEORGIA						
Georgia Department of Agriculture						
1,128	2,482	1,458	2,124	708	121	10
IDAHO						
Idaho Department of Health and Welfare						
x	40	x				

x=Capable of performing but not reporting activity

STATE FOOD SAFETY RESOURCE SURVEY

Number of Samples Analyzed of:						
Food Chemistry	Microbiology	Pesticide Residue	Animal Feed Samples	Pet Food	Antibiotic Residue	BSE Ruminant Protein Products
ILLINOIS						
Illinois Department of Agriculture						
105	1,872	x	2,217	550	136	500
Illinois Department of Public Health						
	485				1,565	
INDIANA						
Indiana State Department of Health						
752	1,400	255				
Office of Indiana State Chemist						
		1	2,835	1,088	50	18
IOWA						
Iowa Department of Agriculture						
300	6,500	834	4,100	50		250
KANSAS						
Kansas Department of Agriculture						
	860	300	631	284	4,572	
KENTUCKY						
Kentucky Department for Public Health						
22	52	190	4		496	
LOUISIANA						
Louisiana Office of Public Health/Center of Environmental Health Services						
x	15,771				6,625	
MARYLAND						
Maryland Department of Health and Mental Hygiene - Infectious Disease and Env'tl Health Admin						
5	1,534			5	471	
Maryland Department of Agriculture						
10		65	900	130	190	151
MASSACHUSETTS						
Massachusetts Department of Public Health - Food Protection Program						
4	210	x	x	x	663	

x=Capable of performing but not reporting activity

STATE FOOD SAFETY RESOURCE SURVEY

Number of Samples Analyzed of:						
Food Chemistry	Microbiology	Pesticide Residue	Animal Feed Samples	Pet Food	Antibiotic Residue	BSE Ruminant Protein Products
MICHIGAN						
Michigan Department of Agriculture						
2,600	2,700	1,070	800	200	2,200	300
MINNESOTA						
Minnesota Department of Agriculture						
5,874	7,205	576	66	310	20	
MISSISSIPPI						
Mississippi State Department of Health						
	x				x	
MISSOURI						
Missouri Department of Agriculture						
22	262	x	4,565	913	14	162
NEBRASKA						
Nebraska Department of Agriculture						
350	200	300	2,600	450	5	500
NEVADA						
Nevada State Health						
x	x					
NEW HAMPSHIRE						
New Hampshire Department of Health and Human Services						
51	258				400	
NEW JERSEY						
New Jersey Department of Health and Senior Services						
	1,126					
NEW MEXICO						
New Mexico Environment Department						
1,200					2,500	
NEW YORK						
New York State Department of Agriculture and Markets						
1,280	11,823	2,083	304	205	5,600	26
New York State Department of Health						
	97					

x=Capable of performing but not reporting activity

STATE FOOD SAFETY RESOURCE SURVEY

Number of Samples Analyzed of:						
Food Chemistry	Microbiology	Pesticide Residue	Animal Feed Samples	Pet Food	Antibiotic Residue	BSE Ruminant Protein Products
NORTH CAROLINA						
North Carolina Department of Agriculture and Consumer Services - Food and Drug Protection Div						
11,075	5,220	1,845	1,993	x	167	x
North Carolina Department of Agriculture - Meat and Poultry Inspection Division						
x	776					
NORTH DAKOTA						
North Dakota Department of Health						
	3					
OHIO						
Ohio Department of Agriculture						
5,471	14,423	1,710				
Ohio Department of Health						
	59					
OKLAHOMA						
Oklahoma Department of Agriculture - Food and Forestry						
300	200	250	6,000	500		
Oklahoma State Department of Health						
750	15,326					
OREGON						
Oregon Department of Agriculture						
250	1,700	75	x		100	
PENNSYLVANIA						
Pennsylvania Department of Agriculture - Bureau of Plant Industry						
			1,184	100		
RHODE ISLAND						
Rhode Island Department of Health						
100	800					
SOUTH CAROLINA						
South Carolina Department of Health and Environmental Control						
	10					

x=Capable of performing but not reporting activity

STATE FOOD SAFETY RESOURCE SURVEY

Number of Samples Analyzed of:						
Food Chemistry	Microbiology	Pesticide Residue	Animal Feed Samples	Pet Food	Antibiotic Residue	BSE Ruminant Protein Products
SOUTH DAKOTA						
South Dakota Department of Agriculture						
2,003	2,003	45	497	64	1,101	
TENNESSEE						
Tennessee Department of Agriculture						
450	3,982	120	914	50	600	500
TEXAS						
Texas Department of State Health Services						
414	3,050	6			x	
Texas Feed and Fertilizer Control Service						
	600		4,100			500
VERMONT						
Vermont Agency of Agriculture - Food and Markets						
	43	536	452	77	2	80
VIRGINIA						
Virginia Department of Agriculture and Consumer Services						
665	962	206	2,119	70	8,349	
WASHINGTON						
Washington State Department of Agriculture						
x	5,000	x	100	25	1,000	90
WEST VIRGINIA						
West Virginia Department of Agriculture						
593	3,952		992		100	40
West Virginia Bureau for Public Health - Office of Environmental Health Services						
	122				2,700	
WISCONSIN						
Wisconsin Department of Agriculture - Trade and Consumer Protection						
800	11,500	1,050	141	(incl with animal feed)	(incl w/ food chem and feed)	407
WYOMING						
Wyoming Department of Agriculture						
100	630				9	

x=Capable of performing but not reporting activity

STATE FOOD SAFETY RESOURCE SURVEY

FOOD LABORATORY (Table 2 of 4)

Is your lab accredited?					
A2LA	ISO 17025	Working toward A2LA	Working toward ISO 17025	Not pursuing accreditation	Other
ALASKA					
Alaska Department of Environmental Conservation					
		x	x		
ARKANSAS					
Arkansas Department of Health					
				x	
CALIFORNIA					
California Department of Public Health - Food and Drug Branch					
			x		
COLORADO					
Colorado Department of Agriculture					
					x ^a
Colorado Department Of Public Health and Environment					
				x	x ^b
CONNECTICUT					
Connecticut Department of Public Health					
			x		
FLORIDA					
Florida Department of Agriculture and Consumer Service					
x	x				x ^c
GEORGIA					
Georgia Department of Agriculture					
				x	
ILLINOIS					
Illinois Department of Agriculture					
			x		
Illinois Department of Public Health					
				x	
INDIANA					
Indiana State Department of Health					
				x	
Office of Indiana State Chemist					
				x	
KANSAS					
Kansas Department of Agriculture					

STATE FOOD SAFETY RESOURCE SURVEY

Is your lab accredited?					
A2LA	ISO 17025	Working toward A2LA	Working toward ISO 17025	Not pursuing accreditation	Other
				x	
KENTUCKY					
Kentucky Department for Public Health					
					x ^d
LOUISIANA					
Louisiana Office of Public Health/Center of Environmental Health Services					
x	x				
MAINE					
Maine Department of Agriculture - Food & Rural Resources					
		x	x		
MICHIGAN					
Michigan Department of Agriculture					
x	x	x			
MINNESOTA					
Minnesota Department of Agriculture					
			x		
MISSOURI					
Missouri Department of Agriculture					
		x			
NEBRASKA					
Nebraska Department of Agriculture					
				x	
NEW HAMPSHIRE					
New Hampshire Department of Health and Human Services					
			x		
NEW MEXICO					
New Mexico Environment Department					
					x ^e
NEW YORK					
New York State Department of Agriculture and Markets					
x	x				
New York State Department of Health					
					x ^f

STATE FOOD SAFETY RESOURCE SURVEY

Is your lab accredited?					
A2LA	ISO 17025	Working toward A2LA	Working toward ISO 17025	Not pursuing accreditation	Other
NORTH CAROLINA					
North Carolina Department of Agriculture and Consumer Services - Food and Drug Protection Division					
			x		
North Carolina Department of Agriculture - Meat and Poultry Inspection Division					
			x		
OHIO					
Ohio Department of Health					
				x	
OKLAHOMA					
Oklahoma Department of Agriculture - Food and Forestry					
		x	x		
Oklahoma State Department of Health					
					x ^g
OREGON					
Oregon Department of Agriculture					
			x		
RHODE ISLAND					
Rhode Island Department of Health					
			x		
SOUTH CAROLINA					
South Carolina Department of Health and Environmental Control					
			x		
SOUTH DAKOTA					
South Dakota Department of Agriculture					
					x ^h
TENNESSEE					
Tennessee Department of Agriculture					
					x ⁱ
TEXAS					
Texas Department of State Health Services					
x	x				x ^j
Texas Feed and Fertilizer Control Service					
					x ^k
VERMONT					
Vermont Agency of Agriculture - Food and Markets					
				x	

STATE FOOD SAFETY RESOURCE SURVEY

Is your lab accredited?					
A2LA	ISO 17025	Working toward A2LA	Working toward ISO 17025	Not pursuing accreditation	Other
VIRGINIA					
Virginia Department of Agriculture and Consumer Services					
			x		x ^l
WASHINGTON					
Washington State Department of Agriculture					
			x		
WEST VIRGINIA					
West Virginia Bureau for Public Health - Office of Environmental Health Services					
				x	
WISCONSIN					
Wisconsin Department of Agriculture - Trade and Consumer Protection					
x	x				x ^m
^a =ISO 17025 Audit was 3/2/09 ^b =EPA Cert. Drinking Water Lab ^c =FDA - LPET (Dairy Lab) ^d =AHIA ^e =CDC,FDA,EPA,CAP ^f =CLIA, CLEP, ELAP ^g =CLIA ^h =FDA/NCIMS ⁱ =Self declared under ISO 17025 ^j =FDA AND NELAC ^k =FERN CAP, internal IBC BSL2 ^l =Working toward NELAC ^m =DNR certification; FDA dairy certification					

STATE FOOD SAETY RESOURCE SURVEY

FOOD LABORATORY (Table 3 of 4)

Does your agency conduct sampling and analysis for <i>Listeria monocytogenes</i> ?			
As part of outbreak response	Food product surveillance sampling	Environmental surfaces surveillance sampling	None
ALASKA			
Alaska Department of Environmental Conservation			
x	x		
ARIZONA			
Arizona Department of Health Services			
x			
ARKANSAS			
Arkansas Department of Health			
x			
CALIFORNIA			
California Department of Public Health - Food and Drug Branch			
x		x	
COLORADO			
Colorado Department of Agriculture			
x		x	
Colorado Department Of Public Health and Environment			
x	x		
CONNECTICUT			
Connecticut Department of Public Health			
x	x	x	
FLORIDA			
Florida Department of Agriculture and Consumer Service			
x	x	x	
GEORGIA			
Georgia Department of Agriculture			
x	x		
ILLINOIS			
Illinois Department of Agriculture			
	x	x	
Illinois Department of Public Health			
x			

STATE FOOD SAETY RESOURCE SURVEY

Does your agency conduct sampling and analysis for <i>Listeria monocytogenes</i>?			
As part of outbreak response	Food product surveillance sampling	Environmental surfaces surveillance sampling	None
INDIANA			
Indiana State Department of Health			
x	x	x	
Office of Indiana State Chemist			
			x
KANSAS			
Kansas Department of Agriculture			
	x	x	
KENTUCKY			
Kentucky Department for Public Health			
x			x
LOUISIANA			
Louisiana Office of Public Health/Center of Environmental Health Services			
x			
MAINE			
Maine Department of Agriculture - Food & Rural Resources			
			x
MARYLAND			
Maryland Department of Health and Mental Hygiene - Infectious Disease and Env'tl Health Admin			
x	x		
MASSACHUSETTS			
Massachusetts Department of Public Health - Food Protection Program			
x			
MICHIGAN			
Michigan Department of Agriculture			
x	x	x	
MINNESOTA			
Minnesota Department of Agriculture			
x	x	x	
MISSISSIPPI			
Mississippi State Department of Health			
x		x	

STATE FOOD SAETY RESOURCE SURVEY

Does your agency conduct sampling and analysis for <i>Listeria monocytogenes</i>?			
As part of outbreak response	Food product surveillance sampling	Environmental surfaces surveillance sampling	None
MISSOURI			
Missouri Department of Agriculture			
	x	x	
NEBRASKA			
Nebraska Department of Agriculture			
x			
NEVADA			
Nevada State Health			
x			
NEW HAMPSHIRE			
New Hampshire Department of Health and Human Services			
x			
NEW MEXICO			
New Mexico Environment Department			
x	x	x	
NEW YORK			
New York State Department of Agriculture and Markets			
x	x	x	
New York State Department of Health			
x			
NORTH CAROLINA			
North Carolina Department of Agriculture and Consumer Services - Food and Drug Protection Division			
x	x	x	
North Carolina Department of Agriculture - Meat and Poultry Inspection Division			
	x	x	
OKLAHOMA			
Oklahoma Department of Agriculture - Food and Forestry			
x	x	x	
Oklahoma State Department of Health			
x		x	
OREGON			
Oregon Department of Agriculture			
x		x	

STATE FOOD SAETY RESOURCE SURVEY

Does your agency conduct sampling and analysis for <i>Listeria monocytogenes</i>?			
As part of outbreak response	Food product surveillance sampling	Environmental surfaces surveillance sampling	None
PENNSYLVANIA			
Pennsylvania Department of Agriculture - Bureau of Plant Industry			
			x
RHODE ISLAND			
Rhode Island Department of Health			
x			
SOUTH CAROLINA			
South Carolina Department of Health and Environmental Control			
x			
TENNESSEE			
Tennessee Department of Agriculture			
	x		
TEXAS			
Texas Department of State Health Services			
x	x	x	
Texas Feed and Fertilizer Control Service			
			x
VERMONT			
Vermont Agency of Agriculture - Food and Markets			
			x
VIRGINIA			
Virginia Department of Agriculture and Consumer Services			
x			
WASHINGTON			
Washington State Department of Agriculture			
x	x	x	
WEST VIRGINIA			
West Virginia Department of Agriculture			
	x		
West Virginia Bureau for Public Health - Office of Environmental Health Services			
x	x	x	

STATE FOOD SAETY RESOURCE SURVEY

Does your agency conduct sampling and analysis for <i>Listeria monocytogenes</i>?			
As part of outbreak response	Food product surveillance sampling	Environmental surfaces surveillance sampling	None
WISCONSIN			
Wisconsin Department of Agriculture - Trade and Consumer Protection			
x	x	x	
WYOMING			
Wyoming Department of Agriculture			
	x	x	

STATE FOOD SAFETY RESOURCE SURVEY

FOOD LABORATORY (Table 4 of 4)

Do you enter data in eLexnet?		Do you participate in FERN?		Are you an LRN lab?	
Yes	No	Yes	No	Yes	No
ALASKA					
Alaska Department of Environmental Conservation					
	x	x			x
ARKANSAS					
Arkansas Department of Health					
x		x		x	
CALIFORNIA					
California Department of Public Health - Food and Drug Branch					
x		x		x	
COLORADO					
Colorado Department of Agriculture					
x		x			x
Colorado Department Of Public Health and Environment					
	x	x		x	
CONNECTICUT					
Connecticut Department of Public Health					
	x	x		x	
FLORIDA					
Florida Department of Agriculture and Consumer Service					
x		x		x	
GEORGIA					
Georgia Department of Agriculture					
	x	x			x
ILLINOIS					
Illinois Department of Agriculture					
	x		x		x
Illinois Department of Public Health					
	x	x		x	
INDIANA					
Indiana State Department of Health					
x		x		x	
Office of Indiana State Chemist					
	x		x		x
KANSAS					
Kansas Department of Agriculture					
x			x		x

STATE FOOD SAFETY RESOURCE SURVEY

Do you enter data in eLexnet?		Do you participate in FERN?		Are you an LRN lab?	
Yes	No	Yes	No	Yes	No
KENTUCKY					
Kentucky Department for Public Health					
	x	x		x	
LOUISIANA					
Louisiana Office of Public Health/Center of Environmental Health Services					
	x	x		x	
MAINE					
Maine Department of Agriculture - Food & Rural Resources					
x		x			x
MARYLAND					
Maryland Department of Health and Mental Hygiene - Infectious Disease and Env'tl Health Admin					
x		x		x	
MASSACHUSETTS					
Massachusetts Department of Public Health - Food Protection Program					
x		x		x	
MICHIGAN					
Michigan Department of Agriculture					
x		x			x
MINNESOTA					
Minnesota Department of Agriculture					
x		x			x
MISSOURI					
Missouri Department of Agriculture					
	x		x		x
NEBRASKA					
Nebraska Department of Agriculture					
x		x			x
NEW HAMPSHIRE					
New Hampshire Department of Health and Human Services					
x		x		x	
NEW MEXICO					
New Mexico Environment Department					
	x	x		x	

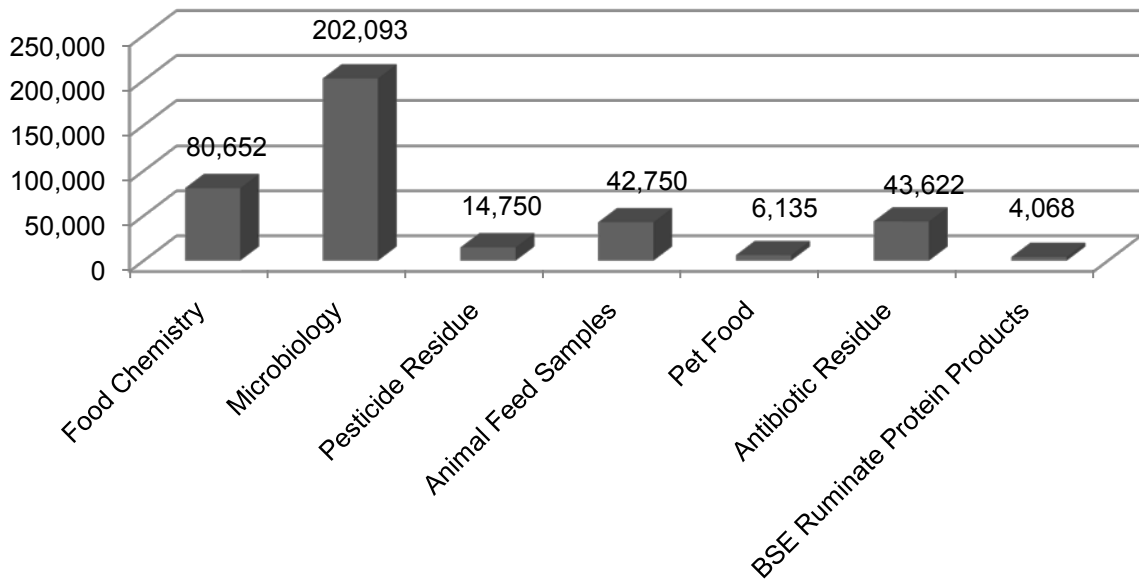
STATE FOOD SAFETY RESOURCE SURVEY

Do you enter data in eLexnet?		Do you participate in FERN?		Are you an LRN lab?	
Yes	No	Yes	No	Yes	No
NEW YORK					
New York State Department of Agriculture and Markets					
x		x			x
New York State Department of Health					
x		x		x	
NORTH CAROLINA					
North Carolina Department of Agriculture and Consumer Services - Food and Drug Protection Division					
x		x			x
North Carolina Department of Agriculture - Meat and Poultry Inspection Division					
	x		x		x
OHIO					
Ohio Department of Health					
x		x		x	
OKLAHOMA					
Oklahoma Department of Agriculture - Food and Forestry					
x		x			x
Oklahoma State Department of Health					
x		x		x	
OREGON					
Oregon Department of Agriculture					
x		x			x
PENNSYLVANIA					
Pennsylvania Department of Agriculture - Bureau of Plant Industry					
x		x			x
RHODE ISLAND					
Rhode Island Department of Health					
x		x		x	
SOUTH CAROLINA					
South Carolina Department of Health and Environmental Control					
x		x		x	
TENNESSEE					
Tennessee Department of Agriculture					
	x	x			x

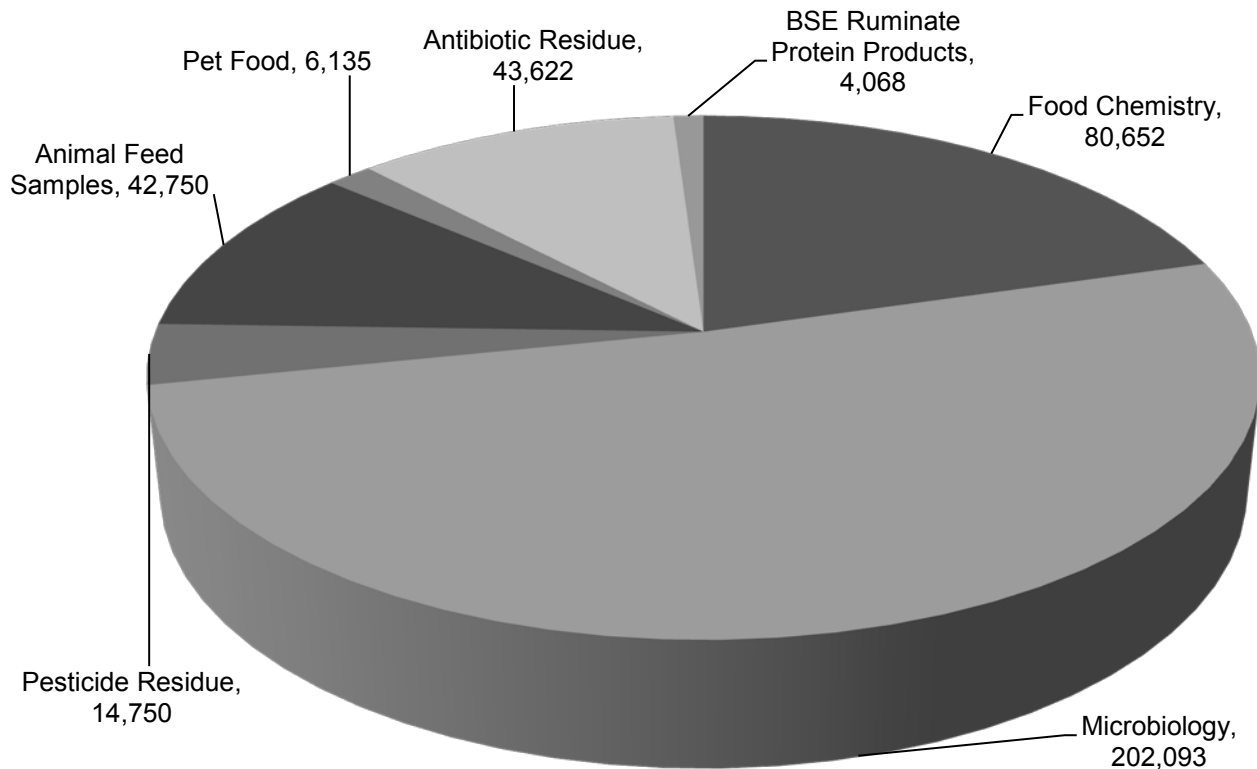
STATE FOOD SAFETY RESOURCE SURVEY

Do you enter data in eLexnet?		Do you participate in FERN?		Are you an LRN lab?	
Yes	No	Yes	No	Yes	No
TEXAS					
Texas Department of State Health Services					
	x	x		x	
Texas Feed and Fertilizer Control Service					
x		x			x
VIRGINIA					
Virginia Department of Agriculture and Consumer Services					
x		x		x	
WASHINGTON					
Washington State Department of Agriculture					
x		x			x
WEST VIRGINIA					
West Virginia Department of Agriculture					
x		x		x	
West Virginia Bureau for Public Health - Office of Environmental Health Services					
	x	x		x	
WISCONSIN					
Wisconsin Department of Agriculture - Trade and Consumer Protection					
x		x			x
WYOMING					
Wyoming Department of Agriculture					
x		x			

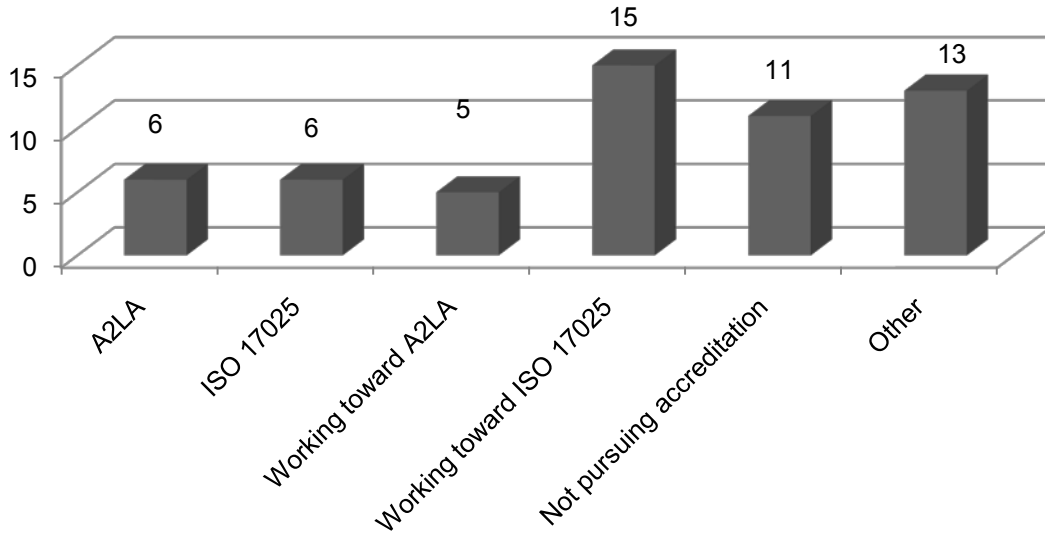
Food Laboratory Sample Totals



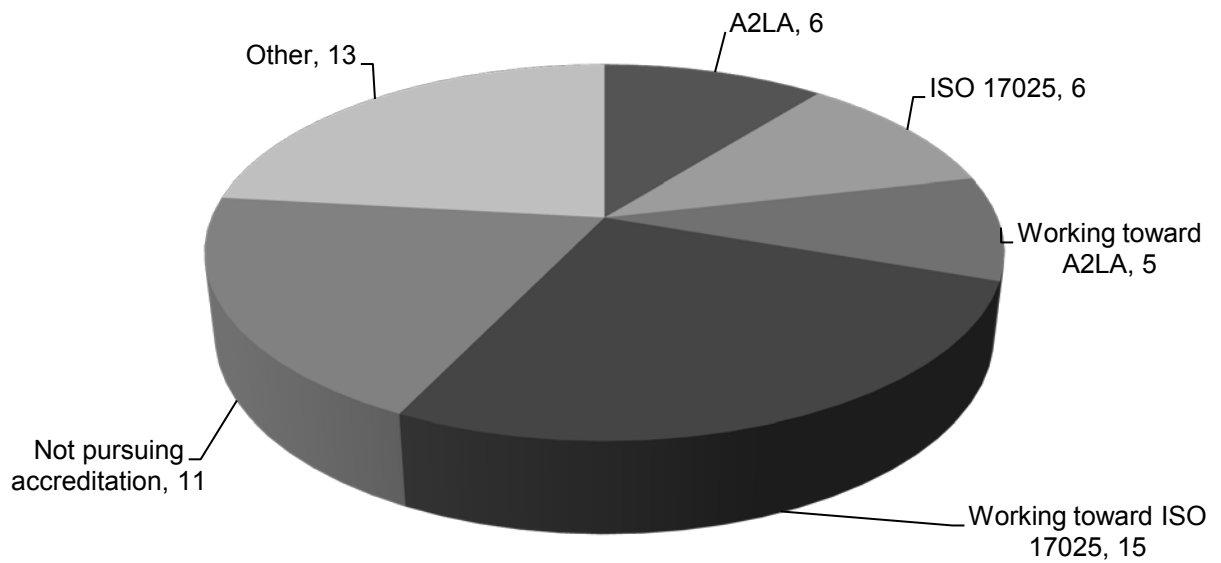
Food Laboratory Sample Totals



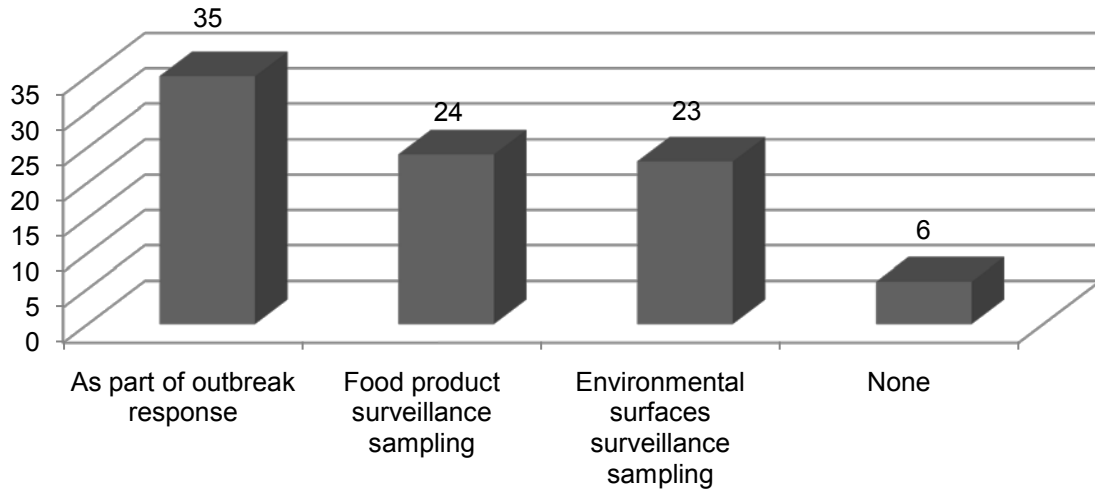
Is your lab accredited?



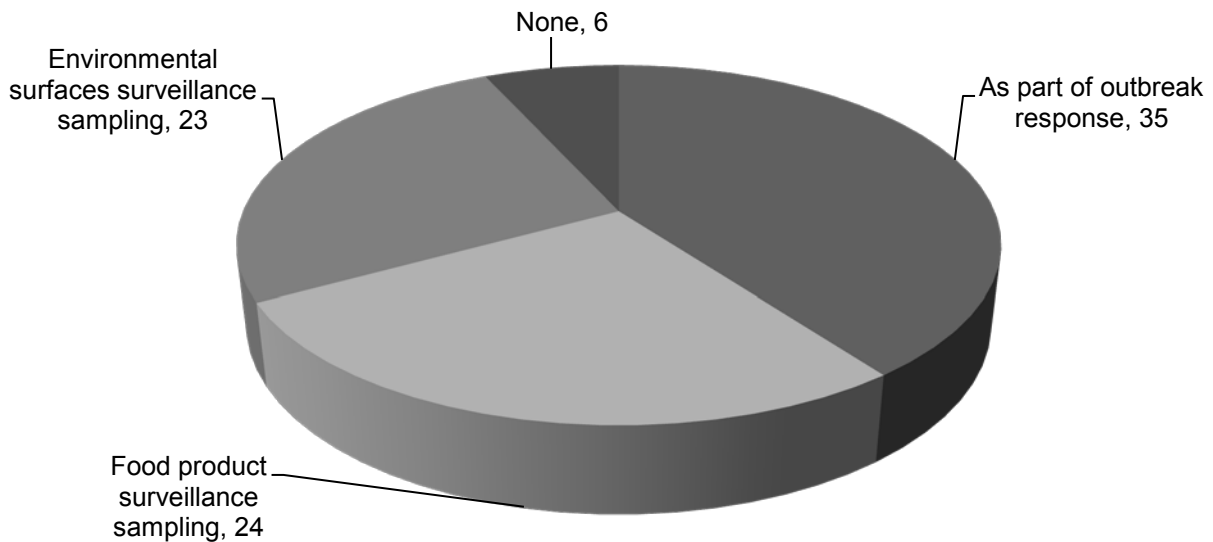
Is your lab accredited?



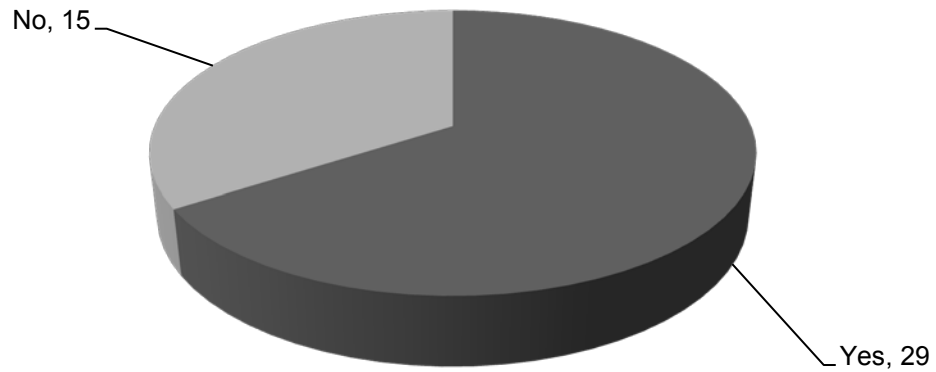
Does your agency conduct sampling and analysis for *Listeria monocytogenes*?



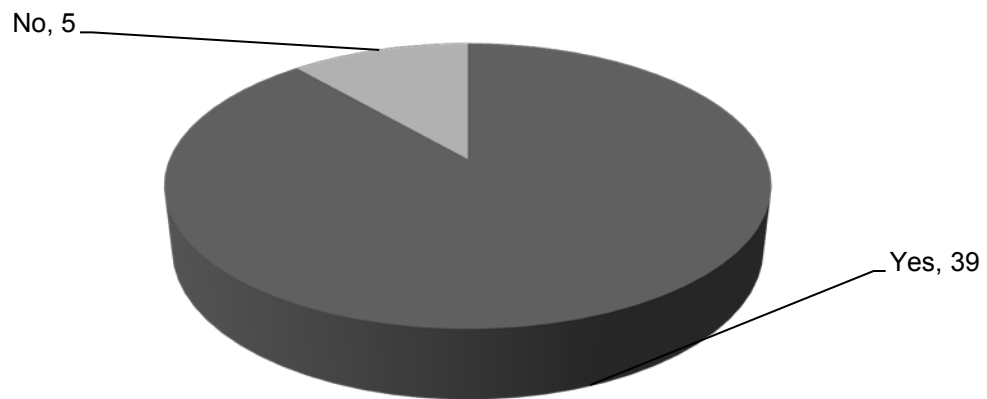
Does your agency conduct sampling and analysis for *Listeria monocytogenes*?



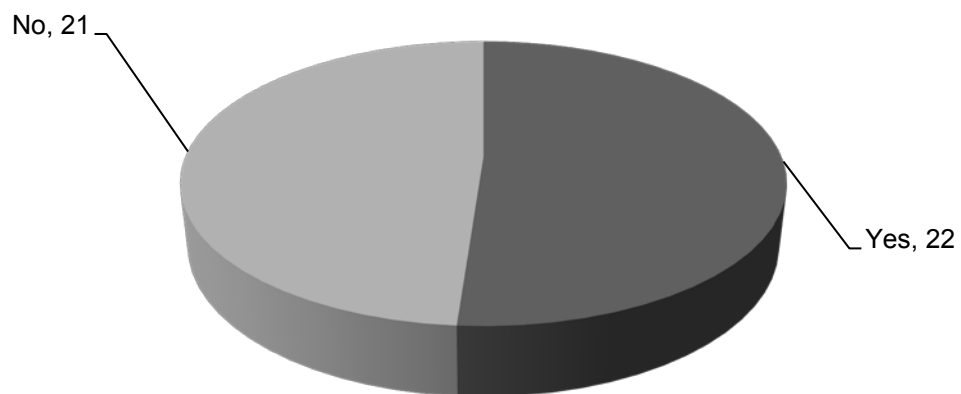
Do you enter data in eLexnet?



Do you participate in FERN?



Are you an LRN lab?



STATE FOOD SAFETY RESOURCE SURVEY

FOOD DEFENSE (Table 1 of 2)

Is food defense incorporated into your food safety program?		If so, which of the following materials do you utilize?						Does your agency endorse and utilize the Nat'l Incident Mgmt System?		Does your agency use the Incident Command System (ICS) for managing emergency response?	
Yes	No	ALERT	Carver & Shock	Employee FIRST	Food Security Guidance documents	FAS -CAT	Other	Yes	No	Yes	No
ALABAMA											
Alabama Department of Public Health											
	x							x		x	
ALASKA											
Alaska Department of Environmental Conservation											
x		x		x	x			x		x	
ARIZONA											
Arizona Department of Health Services											
x		x	x	x	x			x		x	
ARKANSAS											
Arkansas Department of Health											
x		x		x				x		x	
CALIFORNIA											
California Department of Public Health - Food and Drug Branch											
x		x			x			x		x	
COLORADO											
Colorado Department of Agriculture											
x		x			x			x		x	
Colorado Department Of Public Health and Environment											
x		x		x	x	x		x		x	

STATE FOOD SAFETY RESOURCE SURVEY

Is food defense incorporated into your food safety program?		If so, which of the following materials do you utilize?						Does your agency endorse and utilize the Nat'l Incident Mgmt System?		Does your agency use the Incident Command System (ICS) for managing emergency response?	
Yes	No	ALERT	Carver & Shock	Employee FIRST	Food Security Guidance documents	FAS -CAT	Other	Yes	No	Yes	No
CONNECTICUT											
Connecticut Department of Public Health											
x		x		x	x		x ^a	x		x	
FLORIDA											
Florida Department of Agriculture and Consumer Service											
x		x		x	x			x		x	
Florida Department of Business and Professional Regulation											
x		x						x		x	
GEORGIA											
Georgia Department of Agriculture											
x		x	x	x	x	x		x		x	
IDAHO											
Idaho Department of Health and Welfare											
x		x	x					x		x	
Public Health Idaho North Central District											
	x							x		x	
ILLINOIS											
Illinois Department of Agriculture											
x							x ^b				
Illinois Department of Public Health											
x		x			x			x		x	

STATE FOOD SAFETY RESOURCE SURVEY

Is food defense incorporated into your food safety program?		If so, which of the following materials do you utilize?						Does your agency endorse and utilize the Nat'l Incident Mgmt System?		Does your agency use the Incident Command System (ICS) for managing emergency response?	
Yes	No	ALERT	Carver & Shock	Employee FIRST	Food Security Guidance documents	FAS -CAT	Other	Yes	No	Yes	No
INDIANA											
Indiana State Department of Health											
x		x		x	x			x		x	
Office of Indiana State Chemist											
x		x					x ^h				
IOWA											
Iowa Department of Inspections and Appeals											
x		x			x						
KANSAS											
Kansas Department of Agriculture											
x		x					x ^d		x	x	
KENTUCKY											
Kentucky Department for Public Health											
x		x		x	x			x		x	
LOUISIANA											
Louisiana Office of Public Health/Center of Environmental Health Services											
x		x							x		x
MAINE											
Maine Department of Agriculture - Food & Rural Resources											
					x			x		x	

STATE FOOD SAFETY RESOURCE SURVEY

Is food defense incorporated into your food safety program?		If so, which of the following materials do you utilize?						Does your agency endorse and utilize the Nat'l Incident Mgmt System?		Does your agency use the Incident Command System (ICS) for managing emergency response?	
Yes	No	ALERT	Carver & Shock	Employee FIRST	Food Security Guidance documents	FAS -CAT	Other	Yes	No	Yes	No
MARYLAND											
Maryland Department of Health and Mental Hygiene - Infectious Disease and Environmental Health Administration											
x		x	x		x	x		x		x	
Maryland Department of Agriculture											
x		x	x	x	x	x		x		x	
MASSACHUSETTS											
Massachusetts Department of Public Health - Food Protection Program											
x		x	x	x	x	x	x ^e	x		x	
MICHIGAN											
Michigan Department of Agriculture											
x		x	x	x	x	x		x		x	
MINNESOTA											
Minnesota Department of Agriculture											
x		x			x	x		x		x	
MISSISSIPPI											
Mississippi State Department of Health											
		x	x	x	x			x		x	
Mississippi Department of Agriculture and Commerce											
x					x			x		x	
MISSOURI											
Missouri Department of Agriculture											
								x			

STATE FOOD SAFETY RESOURCE SURVEY

Is food defense incorporated into your food safety program?		If so, which of the following materials do you utilize?						Does your agency endorse and utilize the Nat'l Incident Mgmt System?		Does your agency use the Incident Command System (ICS) for managing emergency response?	
Yes	No	ALERT	Carver & Shock	Employee FIRST	Food Security Guidance documents	FAS -CAT	Other	Yes	No	Yes	No
NEBRASKA											
Nebraska Department of Agriculture											
x		x	x	x	x	x		x		x	
NEVADA											
Nevada State Health											
x		x							x	x	
NEW HAMPSHIRE											
New Hampshire Department of Health and Human Services											
x		x		x	x			x		x	
NEW MEXICO											
New Mexico Environment Department											
	x							x		x	
NEW YORK											
New York State Department of Health											
x					x		x ^g	x		x	
NORTH CAROLINA											
North Carolina Department of Agriculture and Consumer Services - Food and Drug Protection Division											
x		x		x	x	x		x		x	
North Carolina Department of Environment and Natural Resources											
x		x		x	x	x		x		x	
North Carolina Department of Agriculture - Meat and Poultry Inspection Division											
x					x		x ^f		x	x	

STATE FOOD SAFETY RESOURCE SURVEY

Is food defense incorporated into your food safety program?		If so, which of the following materials do you utilize?						Does your agency endorse and utilize the Nat'l Incident Mgmt System?		Does your agency use the Incident Command System (ICS) for managing emergency response?	
Yes	No	ALERT	Carver & Shock	Employee FIRST	Food Security Guidance documents	FAS -CAT	Other	Yes	No	Yes	No
NORTH DAKOTA											
North Dakota Department of Health											
x		x		x	x			x		x	
OHIO											
Ohio Department of Health											
x		x			x			x		x	
OKLAHOMA											
Oklahoma Department of Agriculture - Food and Forestry											
x					x	x	x ⁱ	x		x	
Oklahoma State Department of Health											
	x							x		x	
OREGON											
Oregon Department of Agriculture											
x		x	x	x	x			x		x	
Oregon Public Health Division											
x		x						x		x	
PENNSYLVANIA											
Pennsylvania Department of Agriculture - Bureau of Plant Industry											
x		x	x		x			x		x	
RHODE ISLAND											
Rhode Island Department of Health											
x		x		x	x			x		x	

STATE FOOD SAFETY RESOURCE SURVEY

Is food defense incorporated into your food safety program?		If so, which of the following materials do you utilize?						Does your agency endorse and utilize the Nat'l Incident Mgmt System?		Does your agency use the Incident Command System (ICS) for managing emergency response?	
Yes	No	ALERT	Carver & Shock	Employee FIRST	Food Security Guidance documents	FAS -CAT	Other	Yes	No	Yes	No
SOUTH CAROLINA											
South Carolina Department of Health and Environmental Control											
x		x					x ^j	x		x	
SOUTH DAKOTA											
South Dakota Department of Agriculture											
								x		x	
TENNESSEE											
Tennessee Department of Agriculture											
x		x			x			x		x	
TEXAS											
Texas Department of State Health Services											
x		x		x	x			x		x	
Texas Feed and Fertilizer Control Service											
x		x						x		x	
VERMONT											
Vermont Agency of Agriculture - Food and Markets											
x			x				x ^l	x		x	
VIRGINIA											
Virginia Department of Agriculture and Consumer Services											
x		x		x			x ^k	x		x	
WASHINGTON											
Washington State Department of Agriculture											
x		x		x	x	x		x		x	

STATE FOOD SAFETY RESOURCE SURVEY

Is food defense incorporated into your food safety program?		If so, which of the following materials do you utilize?						Does your agency endorse and utilize the Nat'l Incident Mgmt System?		Does your agency use the Incident Command System (ICS) for managing emergency response?	
Yes	No	ALERT	Carver & Shock	Employee FIRST	Food Security Guidance documents	FAS -CAT	Other	Yes	No	Yes	No
WEST VIRGINIA											
West Virginia Department of Agriculture											
	x							x		x	
West Virginia Bureau for Public Health - Office of Environmental Health Services											
x		x			x			x		x	
WISCONSIN											
Wisconsin Department of Agriculture - Trade and Consumer Protection											
x		x		x	x	x		x		x	
WYOMING											
Wyoming Department of Agriculture											
x		x						x		x	
^a =in house developed materials ^b =USDA/FSIS Food Defense ^c =USDA/FSIS Food Defense ^d =FIRST ^e =Awareness training only for above an vulnerability assessments ^f =Daily Food Security inspection procedures ^g =State-developed food defense self-assessment and guidance materials ^h =Per our FDA contract, we also ensure during our inspections of medicated feed mills and BSE type firms they are registered with FDA per the Bioterrorism Act 2002. ⁱ =USDA-FSIS Food Defense Guidance ^j =DHEC created materials ^k =The Meat and Poultry program utilized FSIS food defense guidance. ^l =We utilize USDA materials											

STATE FOOD SAFETY RESOURCE SURVEY

FOOD DEFENSE (Table 2 of 2)

What was the date of your last exercise?	Type of exercise(s)				Were there participants from other agencies?			
	Lecture	Seminar	Table Top	Function	Local agencies from your state	Other agencies in your state	Other states	Federal agencies
ALABAMA								
Alabama Department of Public Health								
05/2008	x	x			x	x		
ALASKA								
Alaska Department of Environmental Conservation								
06/2009			x		x	x		
ARKANSAS								
Arkansas Department of Health								
2008				x	x	x		x
CALIFORNIA								
California Department of Public Health - Food and Drug Branch								
09/2008	x		x	x	x	x		x
COLORADO								
Colorado Department of Agriculture								
			x			x	x	x
Colorado Department Of Public Health and Environment								
2008			x		x			
CONNECTICUT								
Connecticut Department of Public Health								
05/2009			x		x	x		x

STATE FOOD SAFETY RESOURCE SURVEY

What was the date of your last exercise?	Type of exercise(s)				Were there participants from other agencies?			
	Lecture	Seminar	Table Top	Function	Local agencies from your state	Other agencies in your state	Other states	Federal agencies
FLORIDA								
Florida Department of Agriculture and Consumer Service								
03/2009			x	x	x	x		x
Florida Department of Business and Professional Regulation								
02/2009			x			x		
GEORGIA								
Georgia Department of Agriculture								
04/2009			x		x	x		x
IDAHO								
Idaho Department of Health and Welfare								
2007	x		x		x	x		
ILLINOIS								
Illinois Department of Agriculture								
			x					x
Illinois Department of Public Health								
11/2008				x	x	x		x
INDIANA								
Indiana State Department of Health								
			x					
Office of Indiana State Chemist								
03/2009	x	x	x		x	x		x
IOWA								
Iowa Department of Inspections and Appeals								
2006			x					

STATE FOOD SAFETY RESOURCE SURVEY

What was the date of your last exercise?	Type of exercise(s)				Were there participants from other agencies?			
	Lecture	Seminar	Table Top	Function	Local agencies from your state	Other agencies in your state	Other states	Federal agencies
KANSAS								
Kansas Department of Agriculture								
11/2008				x		x		
KENTUCKY								
Kentucky Department for Public Health								
07/2009		x	x		x	x		
MARYLAND								
Maryland Department of Health and Mental Hygiene - Infectious Disease and Environmental Health Administration								
07/2009			x			x	x	x
Maryland Department of Agriculture								
09/2007			x			x	x	x
MASSACHUSETTS								
Massachusetts Department of Public Health - Food Protection Program								
2007			x		x	x	x	x
MICHIGAN								
Michigan Department of Agriculture								
12/2008	x	x	x	x	x	x	x	x
MISSISSIPPI								
Mississippi State Department of Health								
07/2008			x		x	x		x
Mississippi Department of Agriculture and Commerce								
06/2008	x		x		x	x		x
NEBRASKA								
Nebraska Department of Agriculture								
10/2008			x		x	x		

STATE FOOD SAFETY RESOURCE SURVEY

What was the date of your last exercise?	Type of exercise(s)				Were there participants from other agencies?			
	Lecture	Seminar	Table Top	Function	Local agencies from your state	Other agencies in your state	Other states	Federal agencies
NEVADA								
Nevada State Health								
11/2008					x	x		
NEW HAMPSHIRE								
New Hampshire Department of Health and Human Services								
2007			x		x	x	x	x
NEW MEXICO								
New Mexico Environment Department								
08/2009		x	x		x	x	x	x
NEW YORK								
New York State Department of Health								
04/2009			x		x	x		x
NORTH CAROLINA								
North Carolina Department of Agriculture and Consumer Services - Food and Drug Protection Division								
04/2009			x		x	x		x
North Carolina Department of Environment and Natural Resources								
04/2009	x	x	x		x	x		
North Carolina Department of Agriculture - Meat and Poultry Inspection Division								
2009			x		x	x		x
OHIO								
Ohio Department of Health								
08/2007			x			x	x	x

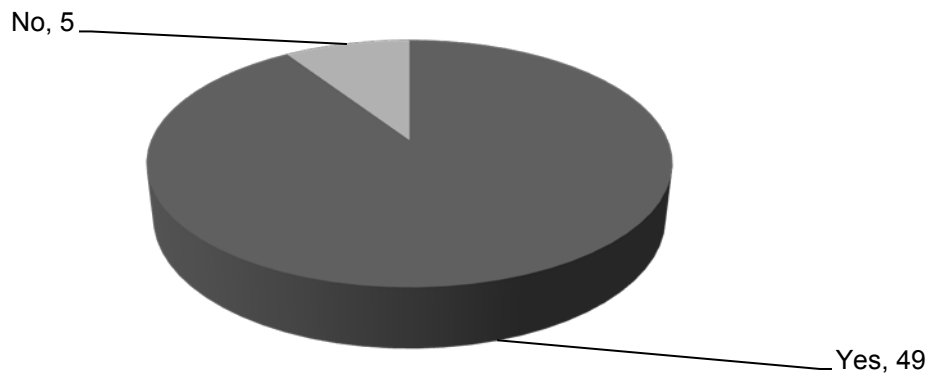
STATE FOOD SAFETY RESOURCE SURVEY

What was the date of your last exercise?	Type of exercise(s)				Were there participants from other agencies?			
	Lecture	Seminar	Table Top	Function	Local agencies from your state	Other agencies in your state	Other states	Federal agencies
OKLAHOMA								
Oklahoma Department of Agriculture - Food and Forestry								
05/2009			x		x	x	x	x
Oklahoma State Department of Health								
02/2009			x		x	x	x	x
OREGON								
Oregon Department of Agriculture								
04/2009				x	x	x	x	x
Oregon Public Health Division								
10/2008				x	x	x	x	x
PENNSYLVANIA								
Pennsylvania Department of Agriculture - Bureau of Plant Industry								
09/2007			x		x	x	x	x
RHODE ISLAND								
Rhode Island Department of Health								
2006	x	x	x			x		
SOUTH CAROLINA								
South Carolina Department of Health and Environmental Control								
2007			x			x		
TENNESSEE								
Tennessee Department of Agriculture								
2007			x		x	x		x

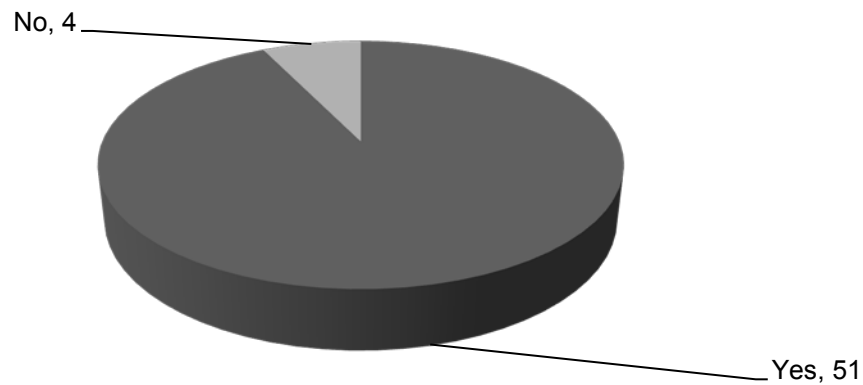
STATE FOOD SAFETY RESOURCE SURVEY

What was the date of your last exercise?	Type of exercise(s)				Were there participants from other agencies?			
	Lecture	Seminar	Table Top	Function	Local agencies from your state	Other agencies in your state	Other states	Federal agencies
TEXAS								
Texas Department of State Health Services								
04/2009		x	x			x		x
Texas Feed and Fertilizer Control Service								
01/2009			x			x	x	x
VERMONT								
Vermont Agency of Agriculture - Food and Markets								
	x		x		x	x		
VIRGINIA								
Virginia Department of Agriculture and Consumer Services								
05/2008	x							
WASHINGTON								
Washington State Department of Agriculture								
05/2009		x			x	x		x
WEST VIRGINIA								
West Virginia Department of Agriculture								
09/2007			x			x	x	x
WISCONSIN								
Wisconsin Department of Agriculture - Trade and Consumer Protection								
2005			x					

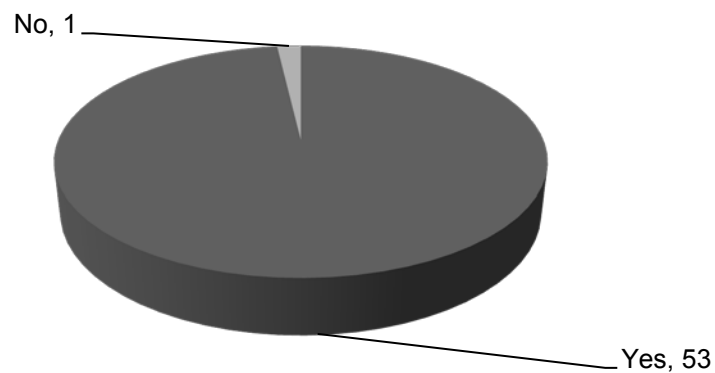
Is food defense incorporated into your food safety program?



Does your agency endorse and utilize the Nat'l Incident Mgmt System?



Does your agency use the Incident Command System (ICS) for managing emergency response?



STATE FOOD SAFETY RESOURCE SURVEY

ADMINISTRATIVE, FUNDING, AND PERSONNEL (Table 1 of 5)

Can your agency receive complaints electronically via email, your website, etc?		Do inspectors utilize field computers when conducting inspections?		Do you maintain an active current inventory of regulated establishments?		Do you maintain an inventory of unlicensed establishments?		Total number of licensed/permitted establishments	Total number of food establishments regulated
Yes	No	Yes	No	Yes	No	Yes	No		
ALABAMA									
Alabama Department of Public Health									
x			x		x		x	23,000	23,000
ALASKA									
Alaska Department of Environmental Conservation									
x		x		x			x	7,049	1,797
ARIZONA									
Arizona Department of Health Services									
x			x	x			x	58,599	33,999
ARKANSAS									
Arkansas Department of Health									
x			x	x			x	14,736	14,736
CALIFORNIA									
California Department of Public Health - Food and Drug Branch									
x			x	x			x	15,408	5,749
COLORADO									
Colorado Department of Agriculture									
x		x		x			x	130	130
Colorado Department Of Public Health and Environment									
x		x		x			x	16,087	16,087
CONNECTICUT									
Connecticut Department of Public Health									
x			x		x		x	18,000	18,282

STATE FOOD SAFETY RESOURCE SURVEY

Can your agency receive complaints electronically via email, your website, etc?		Do inspectors utilize field computers when conducting inspections?		Do you maintain an active current inventory of regulated establishments?		Do you maintain an inventory of unlicensed establishments?		Total number of licensed/permitted establishments	Total number of food establishments regulated
Yes	No	Yes	No	Yes	No	Yes	No		
FLORIDA									
Florida Department of Agriculture and Consumer Service									
x		x		x			x	51,916	49,938
Florida Department of Business and Professional Regulation									
x		x		x			x		44,639
GEORGIA									
Georgia Department of Agriculture									
x		x		x				16,633	16,465
IDAHO									
Idaho Department of Health and Welfare									
x			x	x			x	8,539	8,539
Public Health Idaho North Central District									
x			x	x			x	662	662
ILLINOIS									
Illinois Department of Agriculture									
x		x		x		x		280	1,200
Illinois Department of Public Health									
x			x	x		x		1,371	2,887
INDIANA									
Indiana State Department of Health									
x		x		x			x	797	1,946
Office of Indiana State Chemist									
x		x		x		x		421	
IOWA									
Iowa Department of Inspections and Appeals									
x		x		x		x		24,034	

STATE FOOD SAFETY RESOURCE SURVEY

Can your agency receive complaints electronically via email, your website, etc?		Do inspectors utilize field computers when conducting inspections?		Do you maintain an active current inventory of regulated establishments?		Do you maintain an inventory of unlicensed establishments?		Total number of licensed/permitted establishments	Total number of food establishments regulated
Yes	No	Yes	No	Yes	No	Yes	No		
KANSAS									
Kansas Department of Agriculture									
x		x		x			x	16,700	15,900
KENTUCKY									
Kentucky Department for Public Health									
x		x		x			x	32,803	22,000
LOUISIANA									
Louisiana Office of Public Health/Center of Environmental Health Services									
x		x		x			x	29,098	29,098
MAINE									
Maine Department of Agriculture - Food & Rural Resources									
x		x		x			x	5,473	5,473
MARYLAND									
Maryland Department of Health and Mental Hygiene - Infectious Disease and Environmental Health Administration									
x			x	x			x	1,117	30,000
Maryland Department of Agriculture									
x		x		x			x	530	8,000
MASSACHUSETTS									
Massachusetts Department of Public Health - Food Protection Program									
	x		x	x			x	2,193	2,742
MICHIGAN									
Michigan Department of Agriculture									
x		x		x			x	22,635	18,719

STATE FOOD SAFETY RESOURCE SURVEY

Can your agency receive complaints electronically via email, your website, etc?		Do inspectors utilize field computers when conducting inspections?		Do you maintain an active current inventory of regulated establishments?		Do you maintain an inventory of unlicensed establishments?		Total number of licensed/permitted establishments	Total number of food establishments regulated
Yes	No	Yes	No	Yes	No	Yes	No		
MINNESOTA									
Minnesota Department of Agriculture									
x			x	x			x	1,816	7,260
MISSISSIPPI									
Mississippi State Department of Health									
x			x	x			x	13,500	13,500
Mississippi Department of Agriculture and Commerce									
x		x		x			x	2,902	2,902
MISSOURI									
Missouri Department of Agriculture									
x		x		x		x		3,595	175
NEBRASKA									
Nebraska Department of Agriculture									
x			x	x			x	10,098	11,167
NEVADA									
Nevada State Health									
x		x		x			x	3,000	3,000
NEW HAMPSHIRE									
New Hampshire Department of Health and Human Services									
x			x	x			x	5,000	5,000
NEW JERSEY									
New Jersey Department of Health and Senior Services									
								6,109	

STATE FOOD SAFETY RESOURCE SURVEY

Can your agency receive complaints electronically via email, your website, etc?		Do inspectors utilize field computers when conducting inspections?		Do you maintain an active current inventory of regulated establishments?		Do you maintain an inventory of unlicensed establishments?		Total number of licensed/permitted establishments	Total number of food establishments regulated
Yes	No	Yes	No	Yes	No	Yes	No		
NEW MEXICO									
New Mexico Environment Department									
x			x	x			x	6,614	6,614
NEW YORK									
New York State Department of Agriculture and Markets									
x		x		x		x		26,896	48,000
New York State Department of Health									
	x		x	x			x	84,000	84,000
NORTH CAROLINA									
North Carolina Department of Agriculture and Consumer Services - Food and Drug Protection Division									
x		x		x		x		2,450	7,711
North Carolina Department of Environment and Natural Resources									
x		x		x			x	56,000	35,000
North Carolina Department of Agriculture - Meat and Poultry Inspection Division									
x		x		x			x	193	645
NORTH DAKOTA									
North Dakota Department of Health									
x			x	x			x	3,500	2,700
OHIO									
Ohio Department of Health									
x		x			x		x	54,515	54,515
OKLAHOMA									
Oklahoma Department of Agriculture - Food and Forestry									
x		x		x			x	1,250	250
Oklahoma State Department of Health									
x			x	x			x	21,541	21,541

STATE FOOD SAFETY RESOURCE SURVEY

Can your agency receive complaints electronically via email, your website, etc?		Do inspectors utilize field computers when conducting inspections?		Do you maintain an active current inventory of regulated establishments?		Do you maintain an inventory of unlicensed establishments?		Total number of licensed/permited establishments	Total number of food establishments regulated
Yes	No	Yes	No	Yes	No	Yes	No		
OREGON									
Oregon Department of Agriculture									
x		x		x		x		8,919	8919
Oregon Public Health Division									
x		x		x			x	20,638	20,638
PENNSYLVANIA									
Pennsylvania Department of Agriculture - Bureau of Plant Industry									
x		x		x			x	1,330	
RHODE ISLAND									
Rhode Island Department of Health									
x		x		x			x	8,199	8,199
SOUTH CAROLINA									
South Carolina Department of Health and Environmental Control									
x		x		x			x	18,193	18,000
SOUTH DAKOTA									
South Dakota Department of Agriculture									
x			x	x			x		
TENNESSEE									
Tennessee Department of Agriculture									
x			x	x			x	11,934	11,934
TEXAS									
Texas Department of State Health Services									
x		x		x		x		38,082	40,000
Texas Feed and Fertilizer Control Service									
x		x		x		x		3,000	

STATE FOOD SAFETY RESOURCE SURVEY

Can your agency receive complaints electronically via email, your website, etc?		Do inspectors utilize field computers when conducting inspections?		Do you maintain an active current inventory of regulated establishments?		Do you maintain an inventory of unlicensed establishments?		Total number of licensed/permitted establishments	Total number of food establishments regulated
Yes	No	Yes	No	Yes	No	Yes	No		
VERMONT									
Vermont Agency of Agriculture - Food and Markets									
x		x		x		x		1,400	1,400
VIRGINIA									
Virginia Department of Agriculture and Consumer Services									
x		x		x		x		1,629	13,074
WASHINGTON									
Washington State Department of Agriculture									
x		x			x		x	3,500	5,000
WEST VIRGINIA									
West Virginia Department of Agriculture									
x		x		x		x		2,437	1,682
West Virginia Bureau for Public Health - Office of Environmental Health Services									
	x	x		x			x	80	80
WISCONSIN									
Wisconsin Department of Agriculture - Trade and Consumer Protection									
x		x		x		x			30,000
WYOMING									
Wyoming Department of Agriculture									
x		x		x			x	2,750	2,750

STATE FOOD SAFETY RESOURCE SURVEY

ADMINISTRATION, FUNDING, AND PERSONNEL (Table 2 of 5)

How is your food safety program funded (by %)?					How many full time equivalents (FTEs) dedicated to food safety inspection and investigation does your agency employ?	
Fees	General Fund Appropriations	Grants	Federally Funded	Other	Field level (excluding labs)	Administrative and support
ALABAMA						
Alabama Department of Public Health						
25	75				55	4
ALASKA						
Alaska Department of Environmental Conservation						
49	38			13	35	14
ARIZONA						
Arizona Department of Health Services						
					181	
ARKANSAS						
Arkansas Department of Health						
	100				85	12
CALIFORNIA						
California Department of Public Health - Food and Drug Branch						
74.6	17.6	4.4	3.4		52	4
COLORADO						
Colorado Department of Agriculture						
51	44	5			2.5	8.25
Colorado Department Of Public Health and Environment						
51	38		11		19.9	1
CONNECTICUT						
Connecticut Department of Public Health						
	66		33		6	0.5

STATE FOOD SAFETY RESOURCE SURVEY

How is your food safety program funded (by %)?					How many full time equivalents (FTEs) dedicated to food safety inspection and investigation does your agency employ?	
Fees	General Fund Appropriations	Grants	Federally Funded	Other	Field level (excluding labs)	Administrative and support
FLORIDA						
Florida Department of Agriculture and Consumer Service						
69.6	16	14.3			184.5	62
Florida Department of Business and Professional Regulation						
100					150	45
GEORGIA						
Georgia Department of Agriculture						
	95		5		126	36
IDAHO						
Idaho Department of Health and Welfare						
20	40			40	28.1	8.7
Public Health Idaho North Central District						
18	82				1.5	0.5
ILLINOIS						
Illinois Department of Agriculture						
	50		50		104	6
Illinois Department of Public Health						
	85		5	10	27	6
INDIANA						
Indiana State Department of Health						
	100				10	7
Office of Indiana State Chemist						
100					7	16
IOWA						
Iowa Department of Inspections and Appeals						
	100				13	3

STATE FOOD SAFETY RESOURCE SURVEY

How is your food safety program funded (by %)?					How many full time equivalents (FTEs) dedicated to food safety inspection and investigation does your agency employ?	
Fees	General Fund Appropriations	Grants	Federally Funded	Other	Field level (excluding labs)	Administrative and support
KANSAS						
Kansas Department of Agriculture						
100					26	7
KENTUCKY						
Kentucky Department for Public Health						
75	25				375	150
LOUISIANA						
Louisiana Office of Public Health/Center of Environmental Health Services						
30	68		2		208	10
MAINE						
Maine Department of Agriculture - Food & Rural Resources						
	100				20	4
MARYLAND						
Maryland Department of Health and Mental Hygiene - Infectious Disease and Environmental Health Administration						
	100				35	9
Maryland Department of Agriculture						
68	16		16		7	0.9
MASSACHUSETTS						
Massachusetts Department of Public Health - Food Protection Program						
	53		43	4	10.5	14
MICHIGAN						
Michigan Department of Agriculture						
28	67	1	4		67	39

STATE FOOD SAFETY RESOURCE SURVEY

How is your food safety program funded (by %)?					How many full time equivalents (FTEs) dedicated to food safety inspection and investigation does your agency employ?	
Fees	General Fund Appropriations	Grants	Federally Funded	Other	Field level (excluding labs)	Administrative and support
MINNESOTA						
Minnesota Department of Agriculture						
70			30			
MISSISSIPPI						
Mississippi State Department of Health						
	70	10			130	20
Mississippi Department of Agriculture and Commerce						
	50		43	7	50.6	4.8
MISSOURI						
Missouri Department of Agriculture						
85	50		50		30	11
NEBRASKA						
Nebraska Department of Agriculture						
55	39		6		14	2
NEVADA						
Nevada State Health						
50	50				13	5
NEW HAMPSHIRE						
New Hampshire Department of Health and Human Services						
	95			5	12	3
NEW MEXICO						
New Mexico Environment Department						
15	65			20		

STATE FOOD SAFETY RESOURCE SURVEY

How is your food safety program funded (by %)?					How many full time equivalents (FTEs) dedicated to food safety inspection and investigation does your agency employ?	
Fees	General Fund Appropriations	Grants	Federally Funded	Other	Field level (excluding labs)	Administrative and support
NEW YORK						
New York State Department of Agriculture and Markets						
70	25		5		110	20
New York State Department of Health						
	90		5	5	300	15
NORTH CAROLINA						
North Carolina Department of Agriculture and Consumer Services - Food and Drug Protection Division						
1	77	22			35	14
North Carolina Department of Environment and Natural Resources						
5	90	5			9	2
North Carolina Department of Agriculture - Meat and Poultry Inspection Division						
	50		50		110	10
NORTH DAKOTA						
North Dakota Department of Health						
70	22		8		5	2
OHIO						
Ohio Department of Health						
100					7.8	2.8
OKLAHOMA						
Oklahoma Department of Agriculture - Food and Forestry						
11	42		47		66	5
Oklahoma State Department of Health						
100					55	12

STATE FOOD SAFETY RESOURCE SURVEY

How is your food safety program funded (by %)?					How many full time equivalents (FTEs) dedicated to food safety inspection and investigation does your agency employ?	
Fees	General Fund Appropriations	Grants	Federally Funded	Other	Field level (excluding labs)	Administrative and support
OREGON						
Oregon Department of Agriculture						
62	18		10		33	7
Oregon Public Health Division						
100					55	15
PENNSYLVANIA						
Pennsylvania Department of Agriculture - Bureau of Plant Industry						
	100				5	3
RHODE ISLAND						
Rhode Island Department of Health						
	99.9		0.1		7	11
SOUTH CAROLINA						
South Carolina Department of Health and Environmental Control						
					112	14
TENNESSEE						
Tennessee Department of Agriculture						
45	48		3	4	27	7
TEXAS						
Texas Department of State Health Services						
90	2		8		95	36
Texas Feed and Fertilizer Control Service						
90		10			11.2	3
VERMONT						
Vermont Agency of Agriculture - Food and Markets						
	40		60		14	4

STATE FOOD SAFETY RESOURCE SURVEY

How is your food safety program funded (by %)?					How many full time equivalents (FTEs) dedicated to food safety inspection and investigation does your agency employ?	
Fees	General Fund Appropriations	Grants	Federally Funded	Other	Field level (excluding labs)	Administrative and support
VIRGINIA						
Virginia Department of Agriculture and Consumer Services						
6	66		28		72	25
WASHINGTON						
Washington State Department of Agriculture						
17	60		23		36	6
WEST VIRGINIA						
West Virginia Department of Agriculture						
33	50		50		31	16
West Virginia Bureau for Public Health - Office of Environmental Health Services						
	90		10		8	2
WISCONSIN						
Wisconsin Department of Agriculture - Trade and Consumer Protection						
55	42	3			70	16
WYOMING						
Wyoming Department of Agriculture						
	100				20	5

STATE FOOD SAFETY RESOURCE SURVEY

ADMINISTRATION, FUNDING, AND PERSONNEL (Table 3 of 5)

What is your entry level educational requirement for Field Inspectors or Investigations?				What training do you require for your Field Inspectors or Investigators?					
High School	2-Year Degree	4-Year Degree	Other	Entry Level Training	On The Job Training	ORA-U	State sponsored	FDA Standardization	Other
ALABAMA									
Alabama Department of Public Health									
		x		x	x		x		
ALASKA									
Alaska Department of Environmental Conservation									
x		x	x ^y		x	x	x	x	
ARIZONA									
Arizona Department of Health Services									
			x ^a	x	x				
ARKANSAS									
Arkansas Department of Health									
		x		x	x	x	x	x	
CALIFORNIA									
California Department of Public Health - Food and Drug Branch									
		x		x	x	x			
COLORADO									
Colorado Department of Agriculture									
		x		x	x		x		
Colorado Department Of Public Health and Environment									
		x	x ^b	x	x	x	x	x	
CONNECTICUT									
Connecticut Department of Public Health									
		x			x		x	x	

STATE FOOD SAFETY RESOURCE SURVEY

What is your entry level educational requirement for Field Inspectors or Investigations?				What training do you require for your Field Inspectors or Investigators?					
High School	2-Year Degree	4-Year Degree	Other	Entry Level Training	On The Job Training	ORA-U	State sponsored	FDA Standardization	Other
FLORIDA									
Florida Department of Agriculture and Consumer Service									
		x		x	x	x		x	
Florida Department of Business and Professional Regulation									
		x			x	x	x	x	
GEORGIA									
Georgia Department of Agriculture									
		x	x ^c	x	x		x		x
IDAHO									
Idaho Department of Health and Welfare									
		x		x	x	x	x		
Public Health Idaho North Central District									
		x		x	x				
ILLINOIS									
Illinois Department of Agriculture									
x		x		x	x		x		
Illinois Department of Public Health									
		x		x	x				x ^d
INDIANA									
Indiana State Department of Health									
x		x	x ^e		x	x			
Office of Indiana State Chemist									
		x		x	x	x			x ^g
IOWA									
Iowa Department of Inspections and Appeals									
		x		x	x			x	

STATE FOOD SAFETY RESOURCE SURVEY

What is your entry level educational requirement for Field Inspectors or Investigations?				What training do you require for your Field Inspectors or Investigators?					
High School	2-Year Degree	4-Year Degree	Other	Entry Level Training	On The Job Training	ORA-U	State sponsored	FDA Standardization	Other
KANSAS									
Kansas Department of Agriculture									
		x		x	x	x	x	x	
KENTUCKY									
Kentucky Department for Public Health									
		x		x	x		x	x	
LOUISIANA									
Louisiana Office of Public Health/Center of Environmental Health Services									
		x	x ^f	x	x		x	x	
MAINE									
Maine Department of Agriculture - Food & Rural Resources									
x					x				
MARYLAND									
Maryland Department of Health and Mental Hygiene - Infectious Disease and Environmental Health Administration									
		x			x	x	x	x	
Maryland Department of Agriculture									
x				x	x		x		x ^h
MASSACHUSETTS									
Massachusetts Department of Public Health - Food Protection Program									
		x	x ^g	x	x	x	x	x	
MICHIGAN									
Michigan Department of Agriculture									
		x		x	x	x	x	x	

STATE FOOD SAFETY RESOURCE SURVEY

What is your entry level educational requirement for Field Inspectors or Investigations?				What training do you require for your Field Inspectors or Investigators?					
High School	2-Year Degree	4-Year Degree	Other	Entry Level Training	On The Job Training	ORA-U	State sponsored	FDA Standardization	Other
MINNESOTA									
Minnesota Department of Agriculture									
		x		x	x	x	x	x	
MISSISSIPPI									
Mississippi State Department of Health									
		x	x ⁱ	x	x	x	x	x	x ^j
Mississippi Department of Agriculture and Commerce									
x				x	x				x ^m
MISSOURI									
Missouri Department of Agriculture									
x		x	x ^k	x	x	x	x	x	x ^l
NEBRASKA									
Nebraska Department of Agriculture									
		x		x	x	x	x	x	
NEVADA									
Nevada State Health									
			x ^p	x	x	x	x	x	
NEW HAMPSHIRE									
New Hampshire Department of Health and Human Services									
		x		x	x			x	
NEW MEXICO									
New Mexico Environment Department									
		x			x	x		x	x ⁿ

STATE FOOD SAFETY RESOURCE SURVEY

What is your entry level educational requirement for Field Inspectors or Investigations?				What training do you require for your Field Inspectors or Investigators?					
High School	2-Year Degree	4-Year Degree	Other	Entry Level Training	On The Job Training	ORA-U	State sponsored	FDA Standardization	Other
NEW YORK									
New York State Department of Agriculture and Markets									
		x		x	x	x	x		
New York State Department of Health									
	x		x ^o	x	x		x		
NORTH CAROLINA									
North Carolina Department of Agriculture and Consumer Services - Food and Drug Protection Division									
		x		x	x	x	x	x	
North Carolina Department of Environment and Natural Resources									
		x			x			x	
North Carolina Department of Agriculture - Meat and Poultry Inspection Division									
x					x				
NORTH DAKOTA									
North Dakota Department of Health									
		x		x	x			x	
OHIO									
Ohio Department of Health									
		x		x	x		x		
OKLAHOMA									
Oklahoma Department of Agriculture - Food and Forestry									
			x ^r	x	x		x	x	x ^s
Oklahoma State Department of Health									
		x		x				x	

STATE FOOD SAFETY RESOURCE SURVEY

What is your entry level educational requirement for Field Inspectors or Investigations?				What training do you require for your Field Inspectors or Investigators?					
High School	2-Year Degree	4-Year Degree	Other	Entry Level Training	On The Job Training	ORA-U	State sponsored	FDA Standardization	Other
OREGON									
Oregon Department of Agriculture									
		x		x	x	x	x	x	x ^t
Oregon Public Health Division									
		x					x	x	
PENNSYLVANIA									
Pennsylvania Department of Agriculture - Bureau of Plant Industry									
		x		x	x		x		
RHODE ISLAND									
Rhode Island Department of Health									
		x	x ^u	x	x	x	x		x ^v
SOUTH CAROLINA									
South Carolina Department of Health and Environmental Control									
		x		x	x	x			x ^w
TENNESSEE									
Tennessee Department of Agriculture									
		x	x ^z	x	x			x	
TEXAS									
Texas Department of State Health Services									
		x	x ^{aa}	x	x	x	x	x	
Texas Feed and Fertilizer Control Service									
		x		x	x	x	x	x	x ^{bb}
VERMONT									
Vermont Agency of Agriculture - Food and Markets									
			x ^{dd}		x				x ^{ee}

STATE FOOD SAFETY RESOURCE SURVEY

What is your entry level educational requirement for Field Inspectors or Investigations?				What training do you require for your Field Inspectors or Investigators?					
High School	2-Year Degree	4-Year Degree	Other	Entry Level Training	On The Job Training	ORA-U	State sponsored	FDA Standardization	Other
VIRGINIA									
Virginia Department of Health									
Virginia Department of Agriculture and Consumer Services									
x				x	x	x	x	x	x ^{cc}
WASHINGTON									
Washington State Department of Agriculture									
		x		x	x	x	x	x	
WEST VIRGINIA									
West Virginia Department of Agriculture									
		x		x	x	x			
West Virginia Bureau for Public Health - Office of Environmental Health Services									
		x		x	x	x	x	x	
WISCONSIN									
Wisconsin Department of Agriculture - Trade and Consumer Protection									
	x			x	x	x	x		x ^{ff}
WYOMING									
Wyoming Department of Agriculture									
		x			x	x		x	

STATE FOOD SAFETY RESOURCE SURVEY

What is your entry level educational requirement for Field Inspectors or Investigations?				What training do you require for your Field Inspectors or Investigators?					
High School	2-Year Degree	4-Year Degree	Other	Entry Level Training	On The Job Training	ORA-U	State sponsored	FDA Standardization	Other
a=30 sem hrs college science				cc=Federal Meat and Poultry Training for Meat and Poultry Inspectors					
b=Environmental Health and/or related experience				dd=degree or appropriate experience					
c=with 40 hours of Science (Red Meat Division is High School level)				ee=USDA meat and poultry training					
d=FDA certified				ff=State standardization based on FDA standards					
e=Mixed depending on program									
f=Temporary Sanitarian License									
g=3 years of related work experience									
h=USDA									
i=BS degree with 18 semester hours of science or science related									
j=all must complete AFDO applications course within 12 months of hiring									
k=Work experience									
l=USDA-FSIS									
m=FSIS-USDA; meat inspection personnel, meat inspection compliance officers									
n=continuing education for credentialed staff									
o=60 credit hours, with a minimum of 15 credit hours in the natural sciences									
p=4 year degree; mandatory registration as REHS									
q=AAFCO Inspector Training I and II									
r=4 yr degree or equivalent exper + educ									
s=at least equal to FSIS training requirements									
t=CEU's to keep EHS credentials									
u=30 credits in the sciences									
v=standardization by state FDA Standardization Officer									
w=DHEC training program includes 5 week school and homestudy course									
y=or equivalent with experience and education, MOA 4-yr degree or 4 years experience									
z=4 year degree or experience									
aa=High School only for Meat Inspection									
bb=Association of American Feed Control Officials									

STATE FOOD SAFETY RESOURCE SURVEY

ADMINISTRATION, FUNDING, AND PERSONNEL (Table 4 of 5)

Do you require Continuing Education for Field Inspectors or Investigators?		Do you require Field Inspectors or Investigators to be credentialed?				Has your agency enrolled in the FDA Retail Food Regulatory Program Standards?		If yes, when did you enroll?	If yes, do you meet Standard #1?	
Yes	No	State based registration	National certification	FDA Credentialed	FDA Commissioned	Yes	No		Yes	No
ALABAMA										
Alabama Department of Public Health										
	x					x		03/2003	x	
ALASKA										
Alaska Department of Environmental Conservation										
x						x		01/2006		x
ARIZONA										
Arizona Department of Health Services										
x		x				x		12/2008	x	
ARKANSAS										
Arkansas Department of Health										
x		x				x		01/2003	x	
CALIFORNIA										
California Department of Public Health - Food and Drug Branch										
x					x	x		2009	x	
COLORADO										
Colorado Department of Agriculture										
	x						x			
Colorado Department Of Public Health and Environment										
x				x	x	x		05/2007		x

STATE FOOD SAFETY RESOURCE SURVEY

Do you require Continuing Education for Field Inspectors or Investigators?		Do you require Field Inspectors or Investigators to be credentialed?				Has your agency enrolled in the FDA Retail Food Regulatory Program Standards?		If yes, when did you enroll?	If yes, do you meet Standard #1?	
Yes	No	State based registration	National certification	FDA Credentialed	FDA Commissioned	Yes	No		Yes	No
CONNECTICUT										
Connecticut Department of Public Health										
x		x					x			
FLORIDA										
Florida Department of Agriculture and Consumer Service										
x						x		02/2002		x
Florida Department of Business and Professional Regulation										
x						x		09/2001	x	
GEORGIA										
Georgia Department of Agriculture										
x			x			x		2004		x
IDAHO										
Idaho Department of Health and Welfare										
x			x			x		01/2002	x	
Public Health Idaho North Central District										
x			x			x		2005	x	
ILLINOIS										
Illinois Department of Agriculture										
	x			x			x			
Illinois Department of Public Health										
	x				x	x		09/2002		x

STATE FOOD SAFETY RESOURCE SURVEY

Do you require Continuing Education for Field Inspectors or Investigators?		Do you require Field Inspectors or Investigators to be credentialed?				Has your agency enrolled in the FDA Retail Food Regulatory Program Standards?		If yes, when did you enroll?	If yes, do you meet Standard #1?	
Yes	No	State based registration	National certification	FDA Credentialed	FDA Commissioned	Yes	No		Yes	No
INDIANA										
Indiana State Department of Health										
	x				x	x		01/2009		x
Office of Indiana State Chemist										
x				x	x		x			
IOWA										
Iowa Department of Inspections and Appeals										
x						x		01/2001		x
KANSAS										
Kansas Department of Agriculture										
x			x			x		02/2009	x	
KENTUCKY										
Kentucky Department for Public Health										
x		x	x		x		x			
LOUISIANA										
Louisiana Office of Public Health/Center of Environmental Health Services										
x		x		x			x			
MAINE										
Maine Department of Agriculture - Food & Rural Resources										
	x						x			

STATE FOOD SAFETY RESOURCE SURVEY

Do you require Continuing Education for Field Inspectors or Investigators?		Do you require Field Inspectors or Investigators to be credentialed?				Has your agency enrolled in the FDA Retail Food Regulatory Program Standards?		If yes, when did you enroll?	If yes, do you meet Standard #1?	
Yes	No	State based registration	National certification	FDA Credentialed	FDA Commissioned	Yes	No		Yes	No
MARYLAND										
Maryland Department of Health and Mental Hygiene - Infectious Disease and Environmental Health Administration										
x		x	x	x		x		01/2004	x	
Maryland Department of Agriculture										
x				x	x		x			
MASSACHUSETTS										
Massachusetts Department of Public Health - Food Protection Program										
x				x	x	x		10/2006	x	
MICHIGAN										
Michigan Department of Agriculture										
x						x		02/2000	x	
MINNESOTA										
Minnesota Department of Agriculture										
x			x	x	x	x		09/2001		x
MISSISSIPPI										
Mississippi State Department of Health										
x		x				x		06/1999	x	
Mississippi Department of Agriculture and Commerce										
		x					x			
MISSOURI										
Missouri Department of Agriculture										
x			x	x	x		x			

STATE FOOD SAFETY RESOURCE SURVEY

Do you require Continuing Education for Field Inspectors or Investigators?		Do you require Field Inspectors or Investigators to be credentialed?				Has your agency enrolled in the FDA Retail Food Regulatory Program Standards?		If yes, when did you enroll?	If yes, do you meet Standard #1?	
Yes	No	State based registration	National certification	FDA Credentialed	FDA Commissioned	Yes	No		Yes	No
NEBRASKA										
Nebraska Department of Agriculture										
x		x		x		x		04/2002		x
NEVADA										
Nevada State Health										
x		x	x			x		2004		
NEW HAMPSHIRE										
New Hampshire Department of Health and Human Services										
	x						x			
NEW MEXICO										
New Mexico Environment Department										
x			x			x		11/2005		x
NEW YORK										
New York State Department of Agriculture and Markets										
x				x	x		x			
New York State Department of Health										
	x					x		05/2009		x
NORTH CAROLINA										
North Carolina Department of Agriculture and Consumer Services - Food and Drug Protection Division										
	x						x			
North Carolina Department of Environment and Natural Resources										
x		x				x		01/2005		x
North Carolina Department of Agriculture - Meat and Poultry Inspection Division										
	x						x			

STATE FOOD SAFETY RESOURCE SURVEY

Do you require Continuing Education for Field Inspectors or Investigators?		Do you require Field Inspectors or Investigators to be credentialed?				Has your agency enrolled in the FDA Retail Food Regulatory Program Standards?		If yes, when did you enroll?	If yes, do you meet Standard #1?	
Yes	No	State based registration	National certification	FDA Credentialed	FDA Commissioned	Yes	No		Yes	No
NORTH DAKOTA										
North Dakota Department of Health										
x		x	x				x			
OHIO										
Ohio Department of Health										
x		x				x		2001	x	
OKLAHOMA										
Oklahoma Department of Agriculture - Food and Forestry										
	x			x	x		x			
Oklahoma State Department of Health										
x		x	x		x	x		2003	x	
OREGON										
Oregon Department of Agriculture										
x		x		x	x	x		08/2007		
Oregon Public Health Division										
x		x				x		2002		x
PENNSYLVANIA										
Pennsylvania Department of Agriculture - Bureau of Plant Industry										
	x				x		x			
RHODE ISLAND										
Rhode Island Department of Health										
x						x			x	

STATE FOOD SAFETY RESOURCE SURVEY

Do you require Continuing Education for Field Inspectors or Investigators?		Do you require Field Inspectors or Investigators to be credentialed?				Has your agency enrolled in the FDA Retail Food Regulatory Program Standards?		If yes, when did you enroll?	If yes, do you meet Standard #1?	
Yes	No	State based registration	National certification	FDA Credentialed	FDA Commissioned	Yes	No		Yes	No
SOUTH CAROLINA										
South Carolina Department of Health and Environmental Control										
	x					x		04/2009		x
SOUTH DAKOTA										
South Dakota Department of Agriculture										
				x	x					
TENNESSEE										
Tennessee Department of Agriculture										
	x	x					x			
TEXAS										
Texas Department of State Health Services										
x		x			x	x		2001	x	
Texas Feed and Fertilizer Control Service										
x				x	x		x			
VERMONT										
Vermont Agency of Agriculture - Food and Markets										
x						x				
VIRGINIA										
Virginia Department of Agriculture and Consumer Services										
x					x	x		09/2009	x	
WASHINGTON										
Washington State Department of Agriculture										
x						x		10/2008	x	

STATE FOOD SAFETY RESOURCE SURVEY

Do you require Continuing Education for Field Inspectors or Investigators?		Do you require Field Inspectors or Investigators to be credentialed?				Has your agency enrolled in the FDA Retail Food Regulatory Program Standards?		If yes, when did you enroll?	If yes, do you meet Standard #1?	
Yes	No	State based registration	National certification	FDA Credentialed	FDA Commissioned	Yes	No		Yes	No
WEST VIRGINIA										
West Virginia Department of Agriculture										
x							x			
West Virginia Bureau for Public Health - Office of Environmental Health Services										
x		x	x	x		x		10/2003	x	
WISCONSIN										
Wisconsin Department of Agriculture - Trade and Consumer Protection										
	x					x		10/2003		x
WYOMING										
Wyoming Department of Agriculture										
x			x			x		2000	x	

STATE FOOD SAFETY RESOURCE SURVEY

ADMINISTRATION, FUNDING, AND PERSONNEL (Table 5 of 5)

Has your agency enrolled in the FDA Manufactured Food Regulatory Program Standards?		If yes, when did you enroll?	If yes, do you meet Standard #1?	
Yes	No		Yes	No
ALABAMA				
Alabama Department of Public Health				
x		10/2008		x
ALASKA				
Alaska Department of Environmental Conservation				
x		07/2008		x
ARIZONA				
Arizona Department of Health Services				
	x			
ARKANSAS				
Arkansas Department of Health				
	x			
CALIFORNIA				
California Department of Public Health - Food and Drug Branch				
x		01/2009	x	
COLORADO				
Colorado Department of Agriculture				
	x			
Colorado Department Of Public Health and Environment				
x		07/2008	x	
CONNECTICUT				
Connecticut Department of Public Health				
	x			
FLORIDA				
Florida Department of Agriculture and Consumer Service				
x		10/2008		x
Florida Department of Business and Professional Regulation				
	x			
GEORGIA				
Georgia Department of Agriculture				
x		10/2008		x

STATE FOOD SAFETY RESOURCE SURVEY

Has your agency enrolled in the FDA Manufactured Food Regulatory Program Standards?		If yes, when did you enroll?	If yes, do you meet Standard #1?	
Yes	No		Yes	No
IDAHO				
Idaho Department of Health and Welfare				
	x			
Public Health Idaho North Central District				
	x			
ILLINOIS				
Illinois Department of Agriculture				
	x			
INDIANA				
Indiana State Department of Health				
	x			
Office of Indiana State Chemist				
	x			
IOWA				
Iowa Department of Inspections and Appeals				
	x			
KANSAS				
Kansas Department of Agriculture				
x		03/2009	x	
KENTUCKY				
Kentucky Department for Public Health				
	x			
LOUISIANA				
Louisiana Office of Public Health/Center of Environmental Health Services				
	x			
MAINE				
Maine Department of Agriculture - Food & Rural Resources				
	x			
MARYLAND				
Maryland Department of Health and Mental Hygiene - Infectious Disease and Env'tl Health Admin				
x		07/2008		x
Maryland Department of Agriculture				
	x			

STATE FOOD SAFETY RESOURCE SURVEY

Has your agency enrolled in the FDA Manufactured Food Regulatory Program Standards?		If yes, when did you enroll?	If yes, do you meet Standard #1?	
Yes	No		Yes	No
MASSACHUSETTS				
Massachusetts Department of Public Health - Food Protection Program				
x		10/2008	x	
MICHIGAN				
Michigan Department of Agriculture				
x		2008	x	
MINNESOTA				
Minnesota Department of Agriculture				
	x			
MISSISSIPPI				
Mississippi State Department of Health				
x		06/2008	x	
Mississippi Department of Agriculture and Commerce				
	x			
MISSOURI				
Missouri Department of Agriculture				
	x			
NEBRASKA				
Nebraska Department of Agriculture				
	x			
NEVADA				
Nevada State Health				
	x			
NEW HAMPSHIRE				
New Hampshire Department of Health and Human Services				
	x			
NEW MEXICO				
New Mexico Environment Department				
	x			
NEW YORK				
New York State Department of Agriculture and Markets				
x		10/2007		x
New York State Department of Health				
	x			

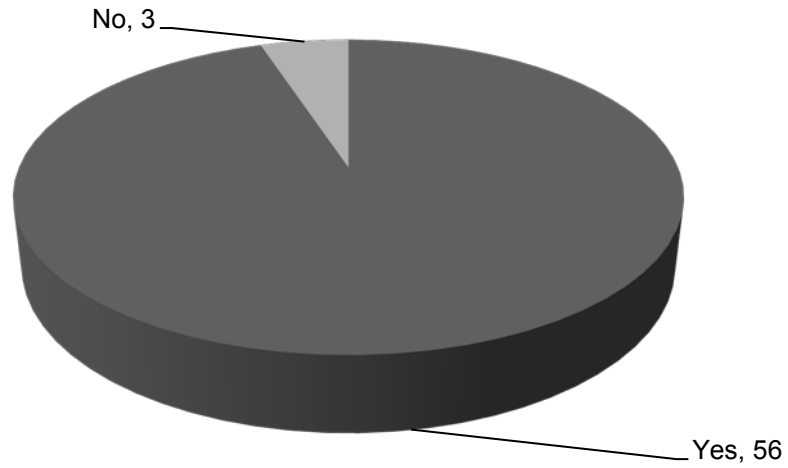
STATE FOOD SAFETY RESOURCE SURVEY

Has your agency enrolled in the FDA Manufactured Food Regulatory Program Standards?		If yes, when did you enroll?	If yes, do you meet Standard #1?	
Yes	No		Yes	No
NORTH CAROLINA				
North Carolina Department of Agriculture and Consumer Services - Food and Drug Protection Division				
x		06/2007		x
North Carolina Department of Environment and Natural Resources				
	x			
North Carolina Department of Agriculture - Meat and Poultry Inspection Division				
	x			
NORTH DAKOTA				
North Dakota Department of Health				
	x			
OHIO				
Ohio Department of Health				
	x			
OKLAHOMA				
Oklahoma Department of Agriculture - Food and Forestry				
	x			
Oklahoma State Department of Health				
x		2009	x	
OREGON				
Oregon Department of Agriculture				
x		06/2007		
Oregon Public Health Division				
	x			
PENNSYLVANIA				
Pennsylvania Department of Agriculture - Bureau of Plant Industry				
	x			
RHODE ISLAND				
Rhode Island Department of Health				
x		08/2008		x
SOUTH CAROLINA				
South Carolina Department of Health and Environmental Control				
x		05/2008		
TENNESSEE				
Tennessee Department of Agriculture				
	x			

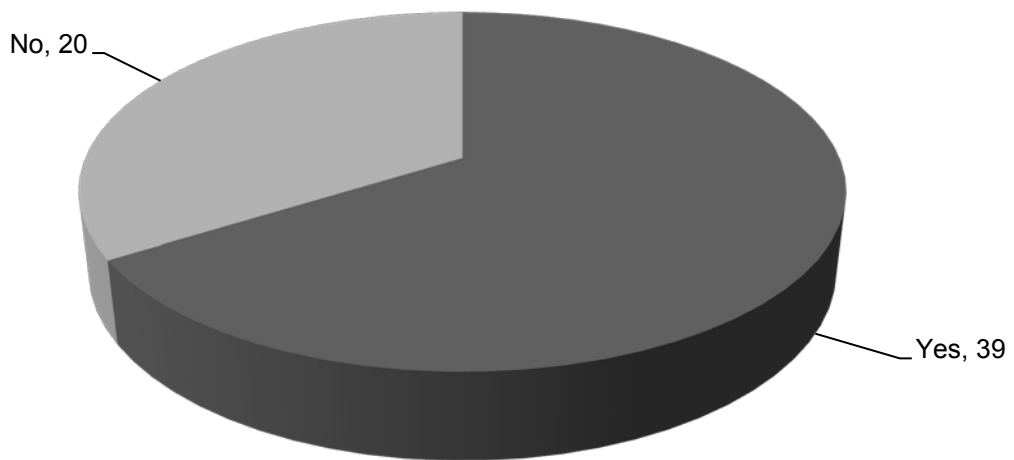
STATE FOOD SAFETY RESOURCE SURVEY

Has your agency enrolled in the FDA Manufactured Food Regulatory Program Standards?		If yes, when did you enroll?	If yes, do you meet Standard #1?	
Yes	No		Yes	No
TEXAS				
Texas Department of State Health Services				
	x			
Texas Feed and Fertilizer Control Service				
	x			
VERMONT				
Vermont Agency of Agriculture - Food and Markets				
x				
VIRGINIA				
Virginia Department of Agriculture and Consumer Services				
x		03/2009	x	
WASHINGTON				
Washington State Department of Agriculture				
x		10/2008	x	
WEST VIRGINIA				
West Virginia Department of Agriculture				
	x			
West Virginia Bureau for Public Health - Office of Environmental Health Services				
x		06/2008		x
WISCONSIN				
Wisconsin Department of Agriculture - Trade and Consumer Protection				
x		10/2007		
WYOMING				
Wyoming Department of Agriculture				
	x			

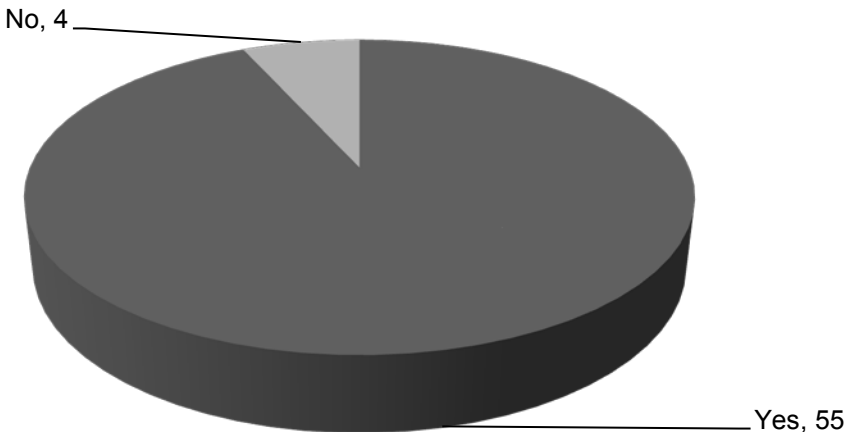
Can your agency receive complaints electronically via email, your website, etc?



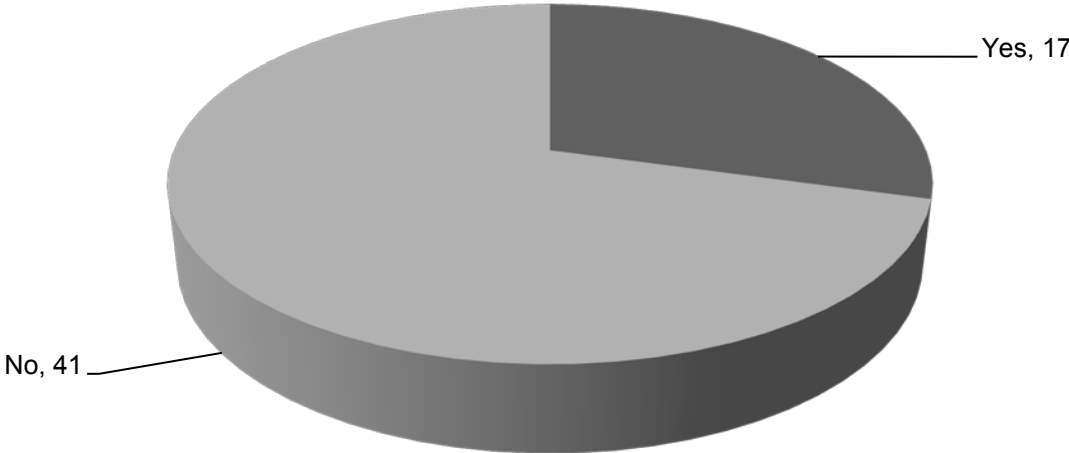
Do inspectors utilize field computers when conducting inspections?



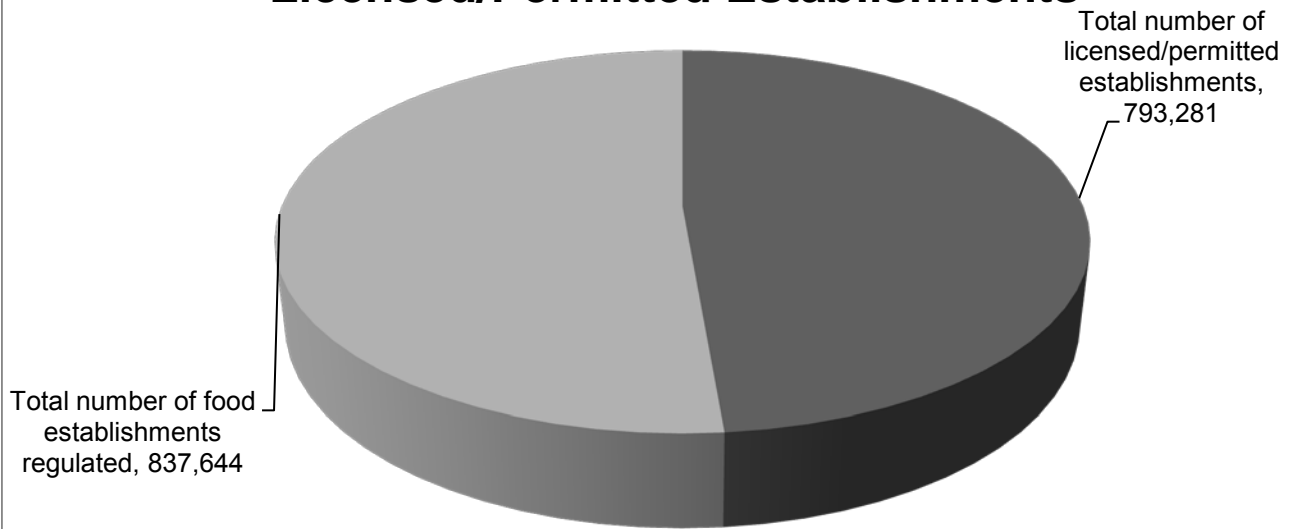
Do you maintain an active current inventory of regulated establishments?



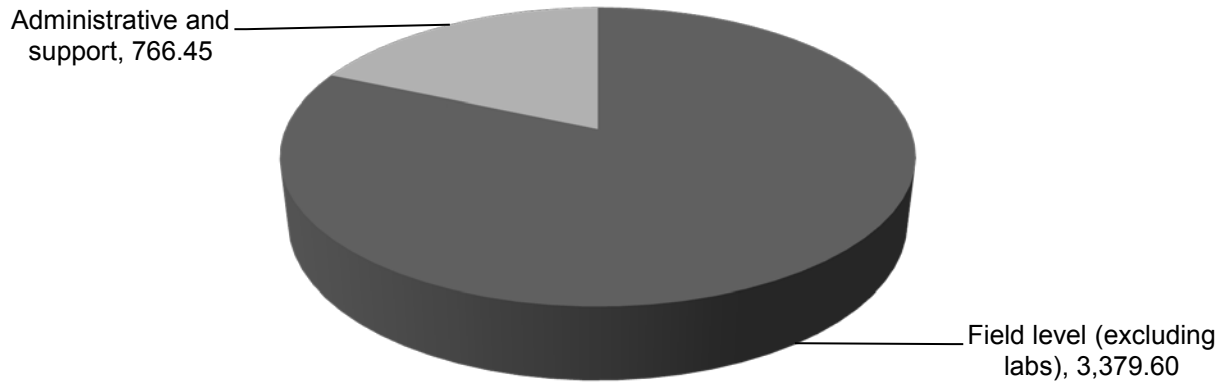
Do you maintain an inventory of unlicensed establishments?



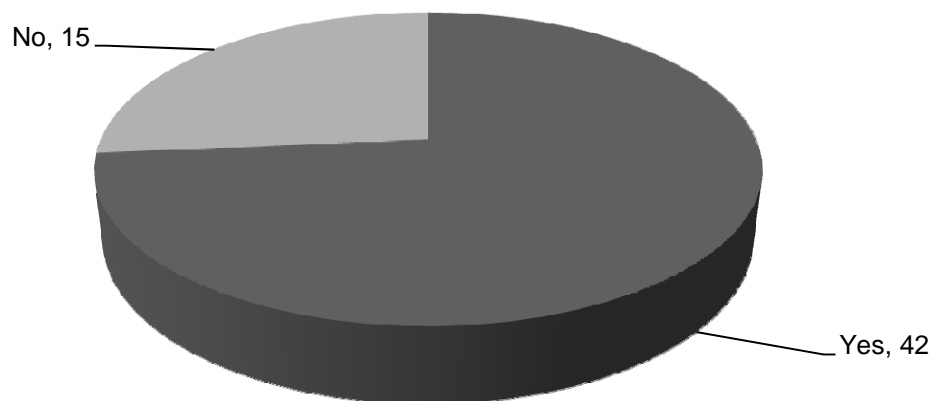
Food Establishments Regulated vs Licensed/Permitted Establishments



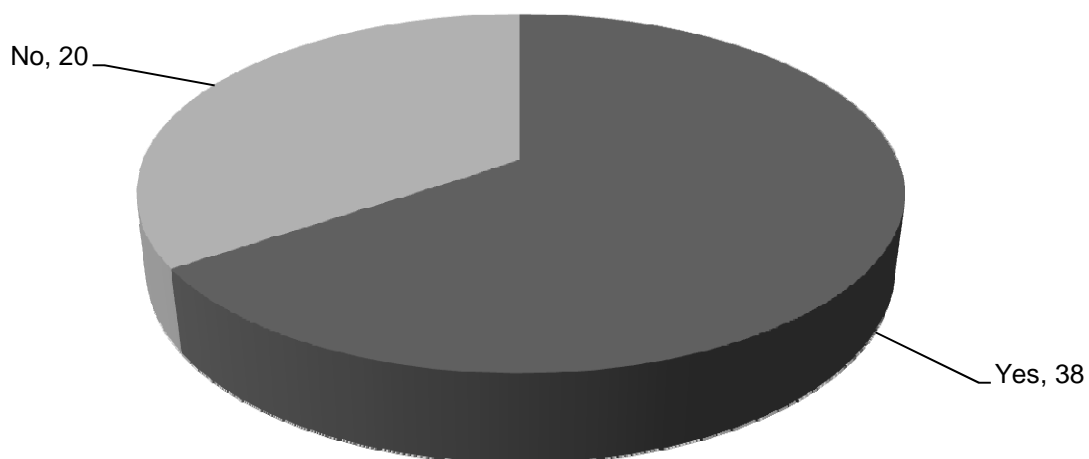
How many full time equivalents (FTEs) dedicated to food safety inspection and investigation does your agency employ?



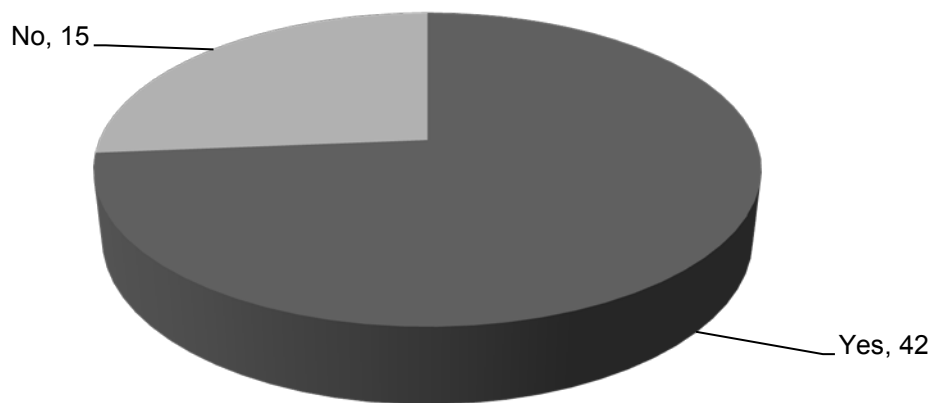
Do you require Continuing Education for Field Inspectors or Investigators?



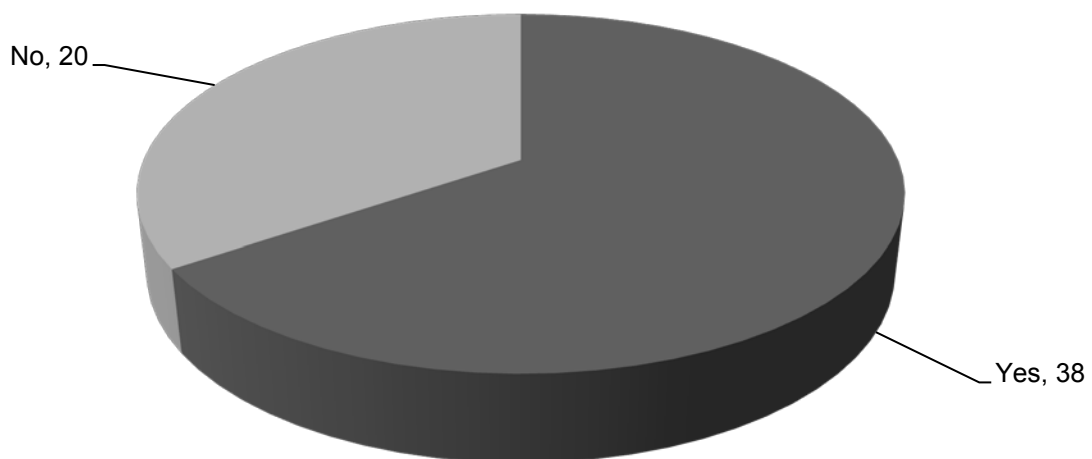
Has your agency enrolled in the FDA Retail Food Regulatory Program Standards?



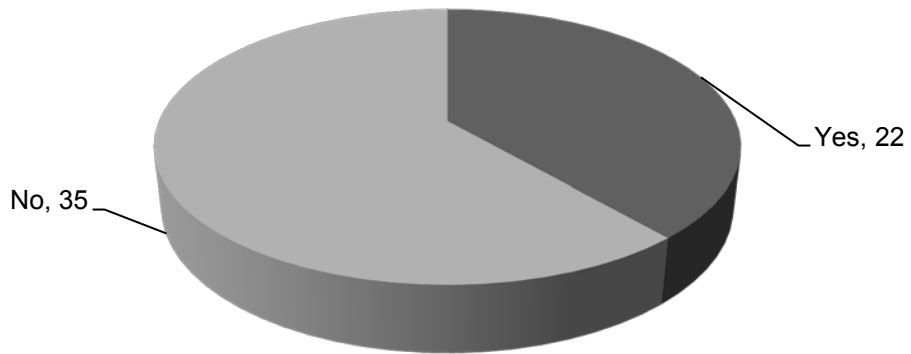
Do you require Continuing Education for Field Inspectors or Investigators?



Has your agency enrolled in the FDA Retail Food Regulatory Program Standards?



**Has your agency enrolled in the FDA
Manufactured Food Regulatory Program
Standards?**



INSPECTION DATA OBTAINED FROM FEDERAL AGENCIES

The following statistics represent all 50 states.

Food Inspections for FDA¹ (FDA Contract)

9,516

Feed & Animal Drugs for FDA¹ (FDA Contract)

6,025

State Meat Inspections for USDA² (Intra-State Wholesale Meat Processors)

1,672,092

Talmadge-Aiken for USDA²

452,682

Country of Origin Labeling (COOL) for USDA²

2,000

Manufactured Milk Plants¹ (FDA Cooperative Program)

2,800

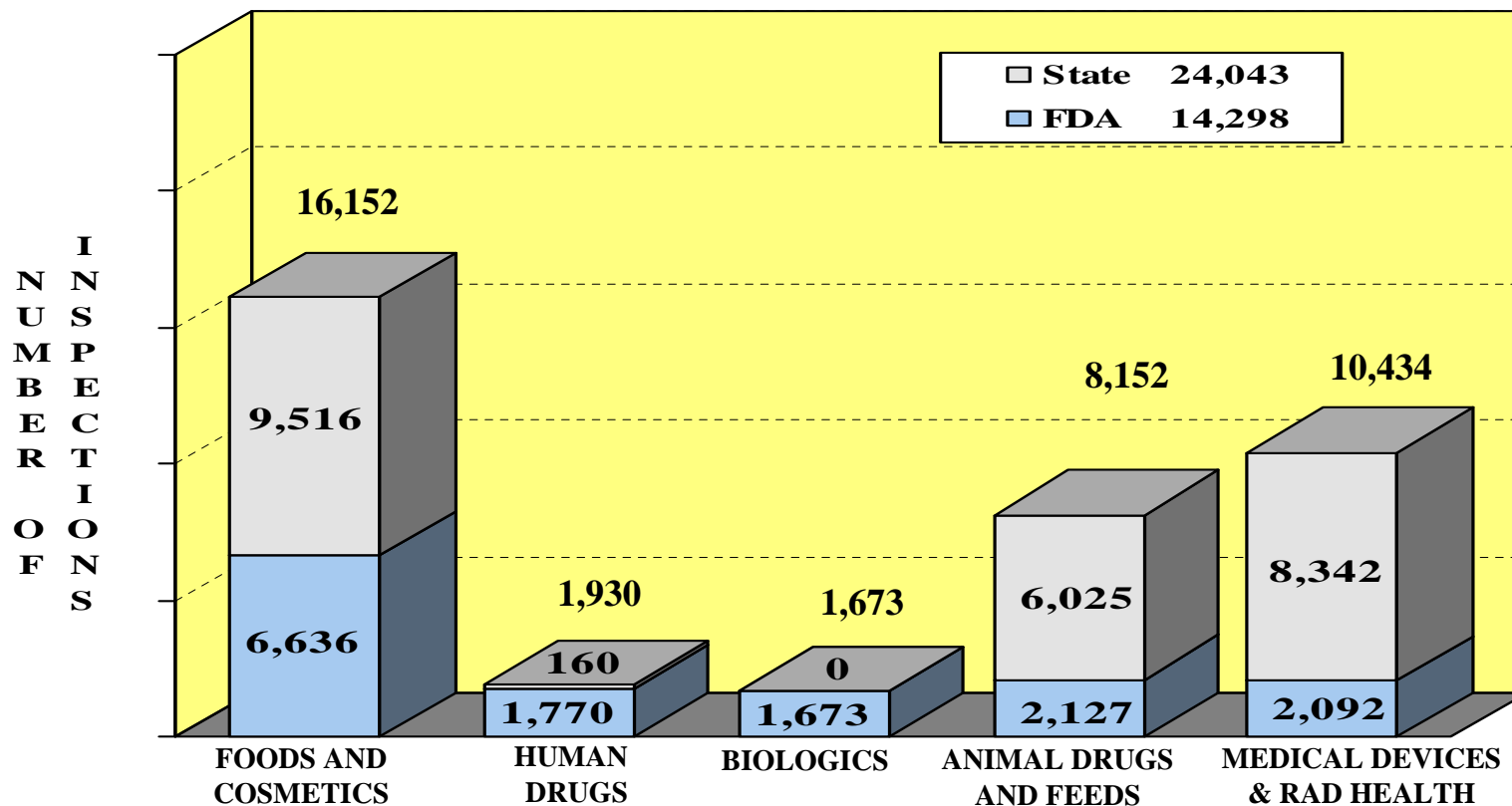
Shellfish/Crustacea Processing Plants¹ (FDA Cooperative program)

4,902

¹=Data courtesy of the U.S. Food and Drug Administration

²=Data courtesy of the U.S. Department of Agriculture

FY 2008 DOMESTIC ESTABLISHMENT INSPECTIONS BY PROGRAM AREA



38,341 Total Domestic Establishment Inspections

An establishment inspection may include one or more program inspections.

STATE INSPECTIONS
(Fiscal Years 1993 - 2008)
(Includes State Contract and State Partnerships Inspections)

Establishment Inspections (**) (Site Visits)	Fiscal Year	Sum of Product Category Inspections>>>	Product Category			
			Foods	Human Drugs	Animal Drugs & Feeds	Medical Devices & Rad Health
8,098	1990	8,098	7,071	0	1,027	0
8,647	1991	8,647	7,697	0	950	0
8,592	1992	8,592	7,441	0	1,151	0
8,471	1993	8,471	7,017	215	1,239	0
6,750	1994	6,750	5,530	178	1,036	6
11,309	1995	11,309	5,392	159	1,008	4,750 ^{MQSA}
14,534	1996	14,534	5,047	198	829	8,460
14,898	1997	14,898	4,991	217	838	8,852
13,877	1998	13,877	4,155	0	724	8,998
19,454	1999	19,454	7,539	125	2,774 ^{BSE}	9,016
17,149	2000	17,150	6,548	169	1,525	8,908
18,747	2001	18,747	7,669	175	2,193	8,710
21,207	2002	21,208	7,921	223	4,451	8,613
20,751	2003	20,754	8,252	99	4,047	8,356
22,055	2004	22,057	8,764	146	4,625	8,522
22,399	2005	22,411	9,394	150	4,478	8,389
23,965	2006	23,965	8,923	123	6,683	8,236
25,194	2007	25,196	9,768	156	6,895	8,377
24,043	2008	24,043	9,516	160	6,025	8,342

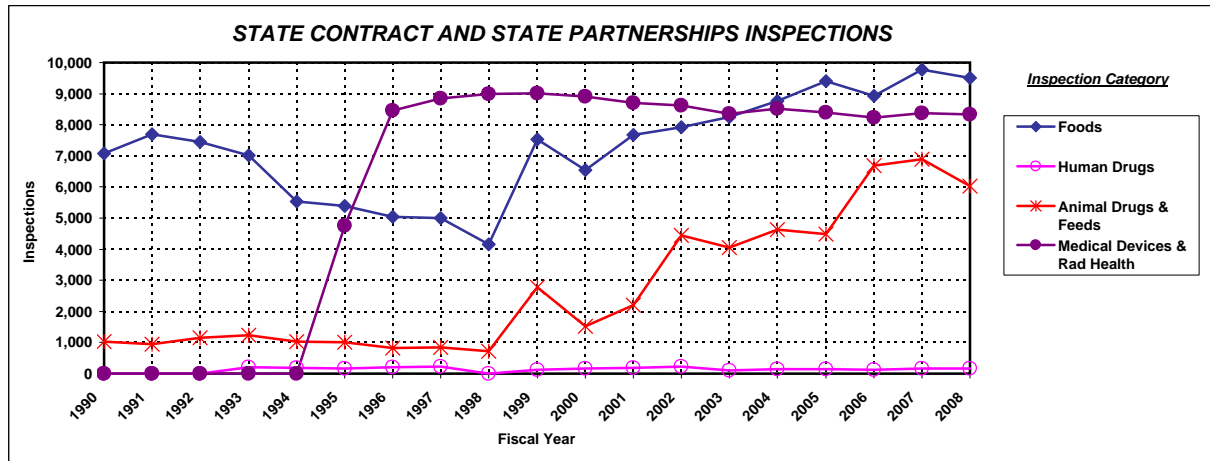
In 1999 FDA began including State Partnerships inspections.

Biologics does not fund State Contract Inspections.

MQSA : In 1995 Devices and Rad. Health began funding Mammography Inspections.

BSE : In 1999 CVM began funding BSE Inspections.

*(**) Establishment Inspections (site visits) may be less than or equal to the sum of the product category inspections since some establishment inspections cover more than 1 product category. Any single Product Category column is the count of establishment inspections for that product category.*



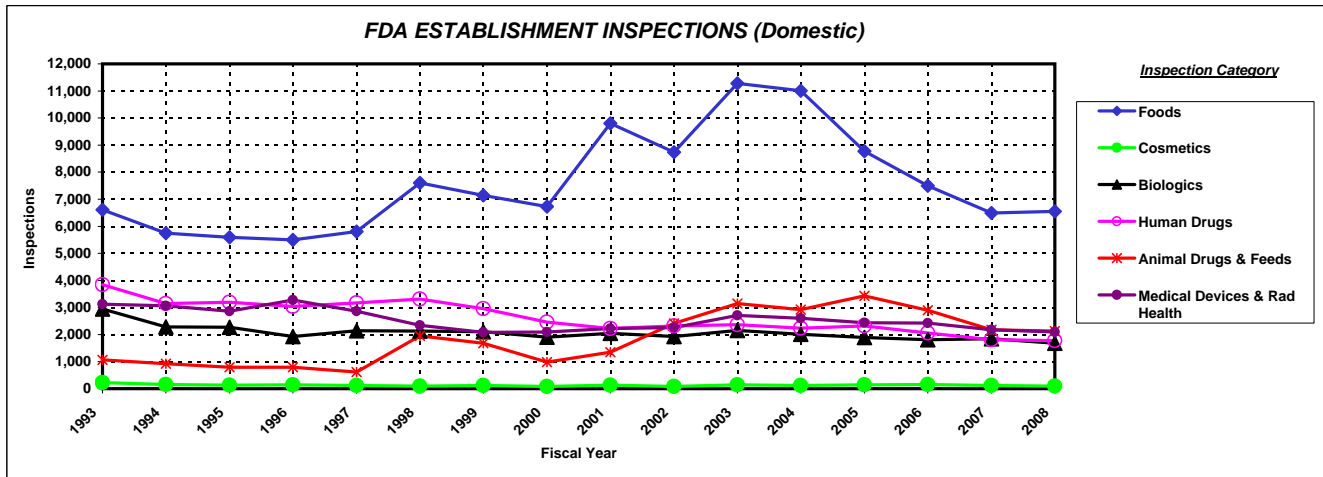
FDA ESTABLISHMENT INSPECTIONS

***** Domestic Only *****

(Excludes State Contract and State Partnerships Inspections)
(Fiscal Years 1993-2008)

Establishment Inspections (**) (Site Visits)	Fiscal Year	Sum of Product Category Inspections>>>	Product Categories					
			Foods	Cosmetics	Biologics	Human Drugs	Animal Drugs & Feeds	Medical Devices & Rad Health
17,217	1993	17,812	6,607	227	2,946	3,843	1,068	3,121
14,847	1994	15,300	5,741	156	2,283	3,142	921	3,057
14,423	1995	14,843	5,587	128	2,274	3,197	792	2,865
14,257	1996	14,663	5,500	140	1,924	3,038	790	3,271
14,312	1997	14,716	5,805	116	2,143	3,168	620	2,864
16,529	1998	17,417	7,600	89	2,130	3,305	1,950	2,343
15,335	1999	16,078	7,141	114	2,099	2,960	1,683	2,081
13,957	2000	14,242	6,724	81	1,903	2,455	981	2,098
17,383	2001	17,766	9,802	128	2,048	2,218	1,352	2,218
17,409	2002	17,741	8,739	86	1,927	2,316	2,413	2,260
21,289	2003	21,798	11,284	145	2,151	2,366	3,143	2,709
20,312	2004	20,877	11,005	118	2,009	2,232	2,915	2,598
18,428	2005	18,982	8,772	138	1,893	2,317	3,430	2,432
16,255	2006	16,838	7,498	151	1,809	2,058	2,894	2,428
14,066	2007	14,602	6,490	114	1,843	1,812	2,173	2,170
13,839	2008	14,298	6,544	92	1,673	1,770	2,127	2,092

(**) Establishment Inspections (site visits) may be less than or equal to the sum of the product category inspections since some establishment inspections cover more than 1 product category. Any single Product Category column is the count of establishment inspections for that product category.



Association of Food and Drug Officials

MISSION STATEMENT

The Association of Food and Drug Officials (AFDO), established in 1896, successfully fosters uniformity in the adoption and enforcement of science-based food, drug, medical devices, cosmetics and product safety laws, rules, and regulations.

AFDO and its six Regional Affiliates provide the mechanism and the forum where regional, national and international issues are deliberated and resolved to uniformly provide the best public health and consumer protection in the most expeditious and cost effective manner.

AFDO ACCOMPLISHES ITS MISSION BY:

- Promoting education, communication and cooperation among government, industry and consumers.
- Fostering understanding and cooperation between industry, regulators and consumers.
- Promoting the adoption and uniform enforcement of laws and regulations at all levels of government.
- Providing guidance and training programs for regulatory officials and the regulated industry, to promote nationally and internationally uniform inspections, analyses, interpretations and investigations.
- Identifying and resolving inconsistencies in consumer and public health protection laws, regulations, standards and policies.
- Providing a permanent working committee structure to research current issues, obtain input from interested parties and produce recommendations for action.
- Developing model laws, regulations and guidance documents and seeking their adoption throughout the United States.
- Conducting an Annual Educational Conference, where for over a century, AFDO has provided the opportunity for individuals from government, industry, and the public to participate, listen, and learn valuable information and develop initiatives concerning food, drug, medical device, cosmetic and product safety issues.

AN AFDO VISION

Integrating the Food Safety System

Today's food safety regulatory structure is a system that consists of multiple government oversight of the food industry and the foods they produce, distribute, and sell. This system, with an infrastructure that includes federal, state, and local government as participants, has served the public extremely well and we proudly boast to have the safest food supply in the world. While the U.S. Food and Drug Administration (FDA) and U.S. Department of Agriculture (USDA) are viewed as the major food safety regulatory agencies in the United States, it is state and local government programs that conduct more than 80% of the food establishment inspections, investigate the majority of foodborne illnesses, and sample the majority of food products for bacteriological or chemical defects. This is an enormous task and responsibility.

To ensure the public of a safe, wholesome, and properly represented food supply, an effective food safety system must be a combined effort of the food industry, the government (at all levels) and the consumer. Surveillance, research, risk assessment, effective regulations with science-based regulatory standards, appropriate inspection, enforcement and compliance activities, training and education must be the cornerstones of any future food safety system. If there is a system breakdown resulting in foodborne illness, the industry must have the willingness and government must have the flexibility and the capacity to move swiftly to determine the cause of the illness, remove the implicated product from the marketplace, and build in strategies to prevent future recurrences.

Does such a system need to be invented? No, this system is already in place today. Is the system perfect? No, but over the years it has continually improved and it has allowed the development of one of, if not, the safest, most abundant, most diverse, and most convenient food supply.

Can our current food safety system be improved? Absolutely, but the Association of Food and Drug Officials (AFDO) believe that we do not need to start over from ground zero—we need to determine more effective ways to enhance the synergism of and to strengthen the effectiveness of the federal, state, and local infrastructure currently in place.

When President Clinton announced the Food Safety Initiative to this country much was said about the role of the federal government to assure the consuming public safe and wholesome food. Originally there was little said about state and local food safety efforts despite the mammoth amount of work that has been done there, and the availability of abundant resources. As a result, AFDO decided to mobilize with their affiliates and state partners and proclaim that no real debate about a national food safety system could exist without including state and local jurisdictions. AFDO has spoken at conferences, seminars, and training workshops where they remind everyone about the enormous resources available in state and local programs. Recently a vision by AFDO was developed detailing their views as to what a national food safety system could and should be. AFDO is aggressively promoting and articulating this vision and the impact we believe it can have on improvement to and resource maximization for food safety in this country.

Within this food safety system we envision the federal government providing leadership through surveillance, technical support, setting of standards, risk assessment, evaluation of programs, certification of field personnel, training, and additional funding where needed. We believe the role of the states and local governments would be to perform domestic inspections, investigations, and collections of samples. Furthermore, we believe it is the responsibility of the federal government to provide the proper regulatory oversight of imported foods at entry point levels. By allowing state and local government agencies to handle domestic food safety affairs the federal government can increase its oversight of imported food, which in our view, is desperately needed. State and local governments should also continue their licensing programs and strong enforcement activities as they see fit. Our vision is one of coordination and uniformity resulting in the elimination of duplicative efforts and better utilization of all current dedicated food safety resources.

An integrated system is a vision of joining these resources into a unified organization. It would include centralizing current and available knowledge relative to food safety such as specific information on animal health, foodborne illness, food establishment inspections, and sample analysis. AFDO also believes an integrated system would include tracking mechanisms for foodborne illness and food defects, which can be monitored by all states and local jurisdictions electronically.

To AFDO, whether the food safety system is implemented by an independent single agency or by multiple agencies is not the key to improving our overall system. What is vitally important, however, is the need to take a new look at our food safety system and to fundamentally change from our current concept of a “federal system” and a “state/local system” to a fully integrated “national system.” As a prerequisite to accomplishing this task, the roles and responsibilities of each federal agency involved with various aspects of food safety, as well as the roles and responsibilities at the state and local levels must be explicitly defined. Once these roles are clear at the federal level, the roles of the counterparts at the state and local levels will fall into place over time.

AFDO believes this is a daring and comprehensive plan and we continue to solicit input from all potential players in this strategy, including government, industry, and academia. We are currently working very closely with FDA and the National Food Safety System (NFSS) project to better develop and clarify the concept of this plan. A number of NFSS projects are currently in progress including the following:

- ELEXNET – a secure electronic data sharing for food safety laboratory data
- ISO Accreditation – an internationally recognized laboratory accreditation aimed at assuring uniform methodologies for federal and state laboratories
- Directory of Laboratory Capabilities – a compilation to identify state and federal capabilities in event of emergency needs
- AFDO Recall Workgroup – involves state and federal (FDA and FSIS) officials to streamline and better coordinate recalls for increased effectiveness in removal of contaminated product
- Validation of Laboratory Methodologies – a joint federal/state effort to standardize and develop a national rapid detection method
- Foodborne Illness Outbreak Coordination Guidelines – developed to provide uniform investigational procedures and information sharing protocols

- ORA U – Development of a comprehensive national training and certification system for federal, state and local field inspectors
- Uniform Criteria Workgroup – Development of uniform national regulatory standards
- Integrated Food Safety Partnership – Provides a pilot program that integrates the food safety functions of a state and the FDA
- Food Net – Participation and sharing of foodborne illness information
- Pulse Net – Developing and sharing information related to DNA fingerprinting of pathogens associated with disease outbreaks

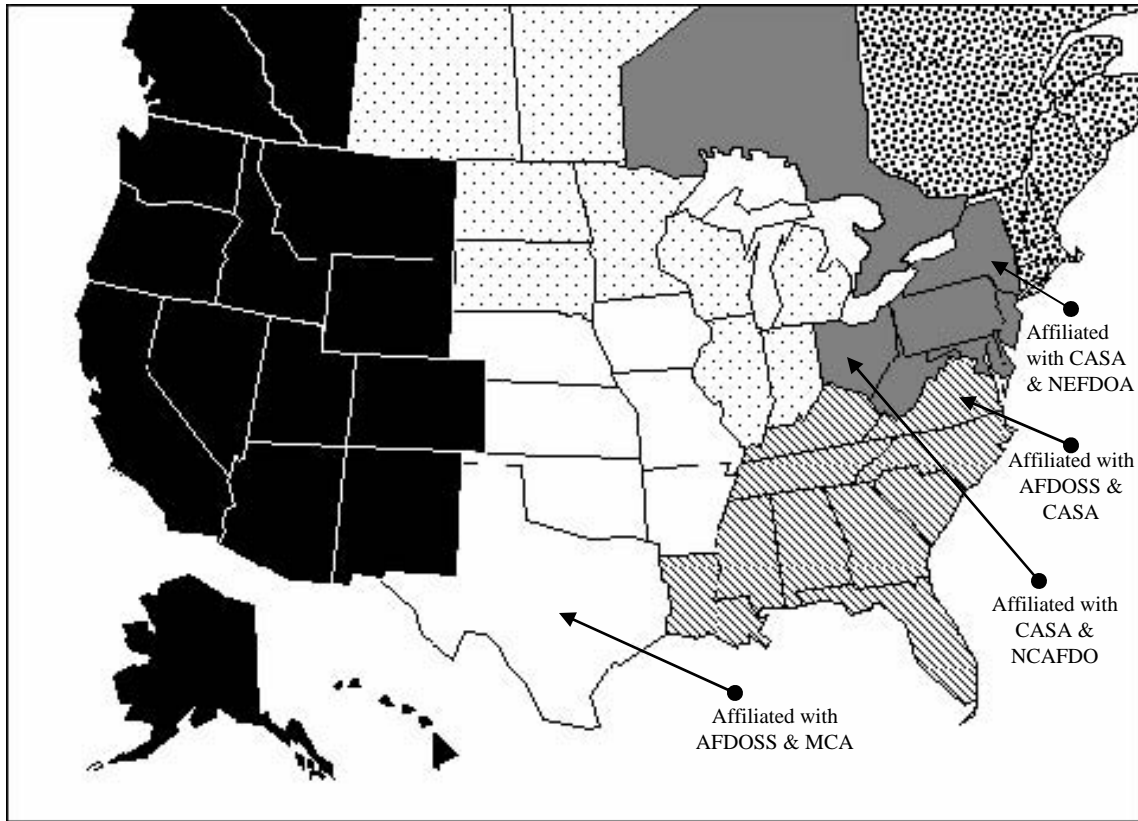
AFDO concurs with the National Academy of Sciences’ “Committee to Ensure Safe Food from Production to Consumption” where they recommend in their 1998 report that:

“The National Food Safety Plan should:

- include a unified, science-based food safety mission;
- integrate federal, state, and local food safety activities;
- allocate funding for food safety in accordance with science-based assessments of risk and potential benefit;
- provide adequate and identifiable support for research and surveillance to:
 - ✓ monitor changes in risk or potential hazards brought on by changes
 - ✓ in the food supply or consumption patterns; and
 - ✓ improve the capability to predict and avoid new hazards;
- increase monitoring and surveillance efforts to improve knowledge of the incidence, seriousness, and cause-effect relationships of foodborne disease and related hazards;
- address the additional and distinctive efforts required to ensure the safety of imported foods;
- recognize and provide support for the burdens imposed on state and local authorities that have primary front-line responsibility for the regulation of food service establishments; and
- address consumers’ behavior related to safe food handling practices.”

The dwindling resources available for government services mandate that government at all levels develop effective ways to work smarter and more cooperatively in the regulation of food. The states and federal agencies have a long history of working together through various cooperative agreements, contracts, grants, memoranda of understanding, and most recently, partnerships. AFDO believes the time is right to get beyond partnerships and for all major stakeholders at the federal, state, industry, and consumer level to work to develop a “blueprint” for the establishment of a fully integrated national food safety system.

AFDO Regional Affiliate States



▨	AFDOSS	Alabama, Florida, Georgia, Kentucky, Louisiana, Mississippi, North Carolina, Puerto Rico, South Carolina, Tennessee, Texas, Virginia
■	CASA	Delaware, District of Columbia, Eastern Ontario Canada, Maryland, New Jersey, New York, Ohio, Pennsylvania, Virginia, West Virginia
□	MCA	Arkansas, Iowa, Kansas, Missouri, Nebraska, Oklahoma, Texas
●	NCAFD0	Illinois, Indiana, Manitoba & Saskatchewan Canada, Michigan, Minnesota, North Dakota, Ohio, South Dakota, Wisconsin
●	NEFD0A	Connecticut, Maine, Massachusetts, New Hampshire, New York, Quebec & Maritime Province Canada, Rhode Island, Vermont, Ontario
■	WAFDO	Alaska, Alberta & British Columbia Canada, Arizona, California, Colorado, Guam, Hawaii, Idaho, Mexico, Montana, Nevada, New Mexico, Oregon, Utah, Washington, Wyoming

A MESSAGE FROM AFDO

Founded in 1896, the Association of Food and Drug Officials (AFDO) is an international non-profit and democratically run organization consisting of members from government regulatory agencies at all levels, industry representatives and academia. While AFDO's primary focus is with the development and enforcement of uniform food, drug, product safety and other consumer protection laws, the organization has a solid record of accomplishments for improving the nation's health and safety through committee activities, training programs and building of consensus on public health matters.

Here are a few of the major issues in which AFDO is actively engaged:

- ❖ Integrating the Food Safety System
- ❖ National Uniformity Legislation
- ❖ Improvement Strategies for Recalls
- ❖ Promotion of HACCP
- ❖ Food Safety Education
- ❖ Industry and Regulatory Training
- ❖ Uniform Regulatory Practices
- ❖ States Helping States Project

AFDO has over 18 active committees that you may join including Food, Meat and Poultry, Retail Food, Field, Laboratory, Science and Technology, and Drugs, Devices and Cosmetics. Every committee participates in matters with national importance. You will have the opportunity to make a difference by contributing your expertise and knowledge on issues of both national and regional concern.

National health related issues impact us all and we need you to participate within AFDO and contribute towards our energetic campaign.

A membership application form is included in this booklet. Become "an active part of the solution". Join AFDO today and participate in our efforts.

ASSOCIATION OF FOOD AND DRUG OFFICIALS MEMBERSHIP FORM (INVOICE)

(DUE UPON RECEIPT)

Check One: New Membership – OR – Renewal Membership

Check One: Mr./ Ms./ Mrs./ Miss/ Dr.:

Retired

Name: _____

Company: _____

Phone: _____

Address: _____

Fax: _____

Email: _____

Date: _____

Title: _____

- *Please ensure that all above contact information is correct and complete.*
- *Group and Contributing memberships must be submitted together as a single package.*
- *In order to receive eNEWS and other AFDO announcements you must supply a valid email address.*
- *All Memberships run on a calendar year basis.*

Individual Membership: This membership category is for individuals to purchase single memberships.

Individual Members

- | | | |
|----------------------------|--------------------------|-------|
| Alumni/Students | <input type="checkbox"/> | \$50 |
| Regulatory | <input type="checkbox"/> | \$50 |
| Consumers/Educational | <input type="checkbox"/> | \$50 |
| Small Business/Consultants | <input type="checkbox"/> | \$225 |
| Associate Industry | <input type="checkbox"/> | \$325 |

(Note: If filling this form out on your computer, double-click in the desired box and select "checked" to add an "x".)

- | | |
|--------------------------|---|
| <input type="checkbox"/> | I have updated my profile on the AFDO website |
| <input type="checkbox"/> | I have not updated my profile on the AFDO website |

Group Membership: This membership category is for those agencies or organizations that would like reduced rates for an increased number of memberships.

Group membership renewals must be submitted together as a single package.

# of Group Members	Government	Non-Government
5-10	<input type="checkbox"/> \$46 each	<input type="checkbox"/> \$300 each
11-20	<input type="checkbox"/> \$44 each	<input type="checkbox"/> \$285 each
21-50	<input type="checkbox"/> \$42 each	<input type="checkbox"/> \$270 each
Greater than 50	<input type="checkbox"/> \$40 each	<input type="checkbox"/> \$255 each

Contributing Membership: This membership category is for those agencies or organizations that would like to support the on-going activities of the association through an "increased" level of contribution.

Contributing membership renewals must be submitted together as a single package.

Contributing Member	Government	Non-Government
Platinum	<input type="checkbox"/> 5 memberships for \$750	<input type="checkbox"/> 5 memberships for \$2,500
Gold	<input type="checkbox"/> 3 memberships for \$500	<input type="checkbox"/> 3 memberships for \$1,750
Silver	<input type="checkbox"/> 2 memberships for \$350	<input type="checkbox"/> 2 memberships for \$1,250

Check payable in U.S. Funds enclosed Credit Card (MasterCard and Visa)

Card Number: _____ Exp: _____

Billing Address: _____

City, State, Zip: _____

Name on Card: _____

For Office Use Only:

Date Paid _____ Initials _____

Paid by: _____

AFDO Innovation/Excellence Awards

FDA Leveraging/Collaboration Award

Received June 2006

For AFDO's involvement in the Manufactured Foods Regulatory Program Standards Committee.

USDA/FSIS Special Recognition Award

Received June 2003

In recognition of the Association of Food and Drug Officials' national contributions to food safety.

Vice-President Gore's National Performance Hammer Award

Received November 2000

For AFDO's cooperative and partnership efforts with the Food and Drug Administration in providing training to the import/export industry in various locations around the country.

Vice-President Gore's National Performance Hammer Award

Received August 1999

For AFDO's cooperative and partnership efforts with the Food and Drug Administration in providing training to the import/export industry in various locations around the country.

1999 USDA Secretary's Honor Award

Received June 1999

For AFDO's involvement in the Seafood HACCP Alliance Group, which was recognized for outstanding contributions to the citizens of the nation through the collaborative development of a new Hazard Analysis and Critical Control Point (HACCP) inspection system.

Center for Food Safety and Applied Nutrition's Team Award

Received May 1999

For outstanding dedication and initiative in developing innovative approaches to coordinate and integrate the food safety systems of federal, state and local agencies in accordance with the President's Food Safety Initiative.

FDA's Commissioner Special Citation Award

Received May 1999

For creative and determined leadership in proposing, promoting and conducting a broad range of food safety initiatives in cooperation with FDA.

Vice-President Gore's National Performance Hammer Award

Received September 1997

For AFDO's instrumental involvement in the Seafood HACCP Alliance Training Program, which resulted in the training of thousands of state, federal and industry members in how to meet FDA's new Seafood HACCP Regulations. Even today, this program continues to train many others.

AFDO INTERNATIONAL HEADQUARTERS

The AFDO office is located in York, Pennsylvania

MAILING ADDRESS

2550 Kingston Road, Suite 311, York, PA 17402

OFFICE HOURS

8:00AM – 5:00PM (Eastern) Monday – Friday

PHONE/FAX/EMAIL

(717) 757-2888 / (717) 650-3650 / afdo@afdo.org

WEBSITE

www.afdo.org